

INTEX®

SPLASH INTO
SUMMER

AGP
ABOVE GROUND POOLS 2021



ABOUT US

The Intex Family of companies is dedicated to developing and manufacturing the highest quality products that not only provide the best value in price, but are innovative, fun and exciting. Backed by excellent Customer Service, Intex also provides first-rate after sales support. The 100+ independently owned and locally operated companies that make up the Intex Family, all embrace this commitment to quality, service and price and are committed to working together to ensure the satisfaction of the families and individuals in countries across the globe who enjoy these products. This has become the hallmark of Intex around the world.

As a true industry leader, Intex boasts state of the art factories, trained and motivated people, products that meet rigorous testing requirements, and a Customer Service organization that will go extra lengths to ensure our customers are satisfied and happy with their purchases.

When you purchase an Intex product you can be confident that you are buying the best product, at the best price, backed by the best Customer Service organization in the industry.



Intex Manufacturing and Distribution Complex, Xiamen, China



2021

Intex is committed to delivering top quality products at a great value with the backing of a responsive Customer Service organization. Our above ground pool line begins with our world famous Easy Set® pools that are great for families purchasing their first pool, to our upscale Prism Frame™ pools that are an attractive step up, to our deluxe Ultra XTR™ Frame pools that are beautiful, incredibly strong and large enough for the whole neighborhood to swim in! And no pool is complete without accessories. That's why Intex provides a full line, including sand filters, saltwater systems, filter pumps, cartridges and much more that will extend your customers' swimming season and keep them coming back for more. Ask your Intex representative for any of our product catalogs – we are confident that you will agree that Intex's product line-up is unmatched in meeting your needs.

Intex Recreation Corp., Long Beach, CA, USA



Intex Development Co. Ltd., Hong Kong




Unitex Service (France) S.A.S., France



Intex Trading B.V., The Netherlands



Intex Administration Building Landscape, Xiamen, China



CONTENTS



THE LEADER IN ABOVE GROUND POOLS

INTEX PROVIDES THE BROADEST, MOST INNOVATIVE LINE OF ABOVE GROUND POOLS IN THE WORLD.



SMALL FRAME POOLS

The perfect pools for younger children and small yards. Easy to assemble, easy to manage. Available in multiple sizes and fun colors.

10



EASY SET® POOLS

Some of the easiest family & friend-size pools in the world to set up and enjoy! A fantastic value as well as the perfect pool for young families.

12



METAL FRAME POOLS

The "classic" backyard line of pools. Built with solid, yet easy to assemble frames, these pools come in a broad range of sizes. Great for families, friends, and the whole neighborhood!

16



PRISM FRAME™ PREMIUM POOLS

This stylish pool line offers a premium pool experience at an affordable price. The soft gray exterior and the elegant blue tile print interior provide an upscale look to complement modern backyard patio décor and furniture.

18



GREYWOOD PREMIUM POOLS

Enhanced with our industry-leading realistic print technology, this premium line of pools comes with a beautiful sophisticated woodgrain pattern that is sure to complement any backyard.

26



GRAPHITE GRAY PANEL™ POOL

Dress up your backyard with our beautiful Graphite Gray Panel™ Pool. This easy to assemble extruded panel system wraps around your Metal Frame Pool, adding beauty and elegance to your backyard landscape.

28



ULTRA XTR™ FRAME POOLS

These pools are the ultimate: big, beautiful, elegant and easy to set up and maintain. Their unique frame design makes them even stronger than standard Metal Frame Pools – built to enjoy and impress!

30



KRYSTAL CLEAR® POOLWATER SYSTEMS

Intex's line of above ground pool cleaning systems are the most innovative and broadest in the market. It keeps pool water clean and fresh all summer long.

34



POOL ACCESSORIES

From pool maintenance kits to ground cloths and pool covers, these accessories help make owning a pool easy and convenient.

44



LED LIGHTS

LED lights are easy to use and let you enjoy your pool at night.

58

A graphic illustration for Hydro Aeration Technology. It features a large, stylized blue circular arrow with a white outline, positioned in the upper center. To the right of the arrow is a white, spherical, perforated filter head, likely a cartridge filter, with a stream of white bubbles or water flowing from its center. The background is a blue and white grid pattern, resembling a pool's tile or a mesh filter, with a soft, hazy light effect on the left side.

HYDRO AERATION TECHNOLOGY™

Intex® is proud to introduce our innovative Hydro Aeration Technology™ – transforming the Above Ground Pool industry, by bringing revolutionary water aeration techniques into your backyard above ground pool.

Precision engineered to fine tune our line of filtration systems, Hydro Aeration Technology™ has been incorporated into all our cartridge filter pumps, all sand filter pumps, and all combination filtration systems.




IMPROVED CIRCULATION AND FILTRATION

Fine particles in water clump together and settle to the bottom of the pool during the aeration process, making it easier to filter and remove sediments through the filtration system. The improved filtration and circulation make the pool water healthier and more comfortable.



IMPROVED WATER CLARITY

By mixing air with water, the aeration process induces oxidation of iron and manganese, eliminating staining in water. The result is sparkling pool water that looks and feels great!



INCREASED NEGATIVE IONS AT THE WATER SURFACE

Increased negative ions have been proven to improve the air freshness around the pool as it removes air pollutants and neutralizes free radicals that affect air quality.



Without Hydro Aeration Technology™



With Hydro Aeration Technology™





Let INTEX keep you cool with the perfect size pool

Intex offers an array of above ground swimming pools for every family and every outdoor space. From pools for younger children and small yards to pools spacious enough for a pool party, we have every size, style and design you can imagine.

EXPLORE THE WIDE RANGE OF INTEX POOLS

SMALL FRAME POOLS

Perfect starter pools



EASY SET® POOLS

Easy to set up and enjoy



METAL FRAME POOLS

Great value and easy to assemble



PRISM FRAME™ POOLS

Stylish and affordable premium pool



GREYWOOD PRISM FRAME™ POOLS

Sophisticated woodgrain pattern pool



GRAPHITE GRAY PANEL™ POOLS


Natural wood looking high-end panel wall



2
YEAR
WARRANTY

ULTRA XTR FRAME POOLS

Enjoy the ultimate pool experience







SMALL FRAME POOLS

Perfect starter pools!

SMALL FRAME POOLS

MINI FRAME™ POOL


Looking for the first frame pool for growing children? Intex's Mini Frame™ pool is the perfect solution! This easy to assemble, sturdy pool is an ideal size and depth for younger children.

SPECIFICATIONS	ITEM#		
		CASE PACK	CASE WEIGHT
4' x 4' x 12" (1.22m x 1.22m x 30cm) Approximate set-up size Water Capacity (79%): 90 gal (342L) Ready for Water in 10 Minutes	57173NP / EP	3 ea 1 box	28.5 lb (13.0 kg)




English and multi-language international packaging available




Mini Frame™ Pools: 

ESCAPE THE SUMMER HEAT

Intex's range of Rectangular Frame pools are the perfect starter pools for smaller spaces and families. Supported by strong, durable steel frames and laminated sidewalls, these pools are sturdy and will stay firmly in place. Easy to assemble, these pools are ready for water in just 30 minutes. Added features include a convenient drain plug and connection holes for optional filter pumps. Make a splash and enjoy your backyard summer retreat!





PUNCTURE-RESISTANT
3-PLY MATERIAL

Rectangular Frame Pools:  Ages 6+

English and multi-language international packaging available



SPECIFICATIONS	ITEM#	WATER CAPACITY (90%)	READY FOR WATER IN	 CASE PACK	 CASE WEIGHT
7'2⁵/₈" x 4'11" x 23⁵/₈" (2.20m x 1.50m x 60cm) Approximate set-up size	28270NP	439 gal (1,662L)	30 Minutes	1 ea 1 box	34.1 lb (15.5 kg)
	28270EH	439 gal (1,662L)	30 Minutes	1 ea 1 box	35.9 lb (16.3 kg)
8'6¹/₂" x 5'3" x 25⁵/₈" (2.60m x 1.60m x 65cm) Approximate set-up size	28271NP	603 gal (2,282L)	30 Minutes	1 ea 1 box	38.3 lb (17.4 kg)
	28271EH	603 gal (2,282L)	30 Minutes	1 ea 1 box	40.0 lb (18.2 kg)
9'10" x 6'6³/₄" x 29¹/₂" (3.00m x 2.00m x 75cm) Approximate set-up size	28272NP	1,013 gal (3,834L)	30 Minutes	1 ea 1 box	45.1 lb (20.5 kg)
	28272EH	1,013 gal (3,834L)	30 Minutes	1 ea 1 box	47.1 lb (21.4 kg)
14'9¹/₄" x 7'2⁵/₈" x 33" (4.50m x 2.20m x 84cm) Approximate set-up size	28273NP	1,883 gal (7,127L)	30 Minutes	1 ea 1 box	86.2 lb (39.2 kg)
	28273EH	1,883 gal (7,127L)	30 Minutes	1 ea 1 box	88.0 lb (40.0 kg)



SPECIFICATIONS	ITEM#	 VOLTAGE	 FILTER PUMP	 CASE PACK	 CASE WEIGHT
14'9¹/₄" x 7'2⁵/₈" x 33" (4.50m x 2.20m x 84cm) Approximate set-up size Water Capacity (90%): 1,883 gal (7,127L) Ready for Water in 30 Minutes	 28279	110-120V	530 gal (2,006L)	1 ea 1 box	91.9 lb (41.8 kg)
	 28279EH	110-120V (W/GFCI)	530 gal (2,006L)	1 ea 1 box	93.3 lb (42.4 kg)
	 28274NP	220-240V	530 gal (2,006L)	1 ea 1 box	93.1 lb (42.3 kg)
	 28274GN	12V	600 gal (2,271L)	1 ea 1 box	95.3 lb (43.3 kg)


EASY SET® POOLS

Make a splash all summer long with Intex Easy Set® extensive line of pools. These pools are incredibly easy to assemble, easy to maintain, and fun to own. Simply spread out on level ground, inflate the top ring, fill the pool with water, and enjoy the fun.

These are the pools that revolutionized the industry, allowing millions of families to enjoy backyard swimming. Nobody has built more of them, or understands them better than Intex.

6' x 20" EASY SET® POOL

SPECIFICATIONS	ITEM#		
		CASE PACK	CASE WEIGHT
6' x 20" (1.83m x 51cm) Approximate set-up size Water Capacity (80%): 232 gal (880L) Ready for Water in 10 Minutes	28101NP	2 ea 1 box	14.7 lb (6.7 kg)
	28101EH	2 ea 1 box	19.1 lb (8.7 kg)



PUNCTURE-RESISTANT
3-PLY MATERIAL



EASY SET® POOLS
Easy to set up and enjoy!

CRAB EASY SET® POOL


The Intex Crab Easy Set® Pool is a great way to keep your kids cool on a hot summer day. Simply spread out on level ground, inflate the top ring, fill the pool with water, and enjoy the fun this Crab Easy Set® brings.



SPECIFICATIONS

ITEM#


CASE PACK


CASE WEIGHT

6' x 20" (1.83m x 51cm)

Approximate set-up size

Water Capacity (80%): 232 gal (880L)

Ready for Water in 10 Minutes

NEW 26100NP

2 ea 1 box

16.4 lb (7.5 kg)


NEW 26100EH

2 ea 1 box

20.9 lb (9.5 kg)


NEW



Easy Set® Pools:  Ages 6+



The 330 gal (1,250L) cartridge filter pump is included in 8' (2.44m) and 10' (3.05m) Easy Set® pool sets and keeps pools fresh and clean all summer!







PUNCTURE-RESISTANT
3-PLY MATERIAL






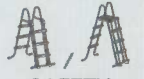




English/Spanish and multi-language international packaging available

SPECIFICATIONS	ITEM#				
		VOLTAGE	FILTER PUMP	CASE PACK	CASE WEIGHT
8' x 24" (2.44m x 61cm) Approximate set-up size Water Capacity (80%): 513 gal (1,942L) Ready for Water in 10 Minutes	NEW 28106NP	–	–	1 ea 1 box	12.3 lb (5.6 kg)
	NEW 28106EH	–	–	1 ea 1 box	14.3 lb (6.5 kg)
	NEW 28107EH	110–120V (W/GFCI)	330 gal (1,250L)	1 ea 1 box	19.1 lb (8.7 kg)
	NEW 28108NP	220–240V	330 gal (1,250L)	1 ea 1 box	17.9 lb (8.2 kg)
	NEW 28108GN	12V	330 gal (1,250L)	1 ea 1 box	18.5 lb (8.4 kg)
10' x 24" (3.05m x 61cm) Approximate set-up size Water Capacity (80%): 813 gal (3,077L) Ready for Water in 10 Minutes	NEW 28116NP	–	–	1 ea 1 box	16.9 lb (7.7 kg)
	NEW 28116EH	–	–	1 ea 1 box	18.9 lb (8.6 kg)
	NEW 28117EH	110–120V (W/GFCI)	330 gal (1,250L)	1 ea 1 box	23.5 lb (10.7 kg)
	NEW 28118NP	220–240V	330 gal (1,250L)	1 ea 1 box	22.7 lb (10.3 kg)
	NEW 28118GN	12V	330 gal (1,250L)	1 ea 1 box	23.1 lb (10.5 kg)
10' x 30" (3.05m x 76cm) Approximate set-up size Water Capacity (80%): 1,018 gal (3,853L) Ready for Water in 10 Minutes	28120NP	–	–	1 ea 1 box	18.0 lb (8.2 kg)
	28120EH	–	–	1 ea 1 box	20.0 lb (9.1 kg)
	28121EH	110–120V (W/GFCI)	330 gal (1,250L)	1 ea 1 box	24.6 lb (11.2 kg)
	28122NP	220–240V	330 gal (1,250L)	1 ea 1 box	23.7 lb (10.8 kg)
	28122GN	12V	330 gal (1,250L)	1 ea 1 box	24.2 lb (11.0 kg)
12' x 30" (3.66m x 76cm) Approximate set-up size Water Capacity (80%): 1,485 gal (5,621L) Ready for Water in 10 Minutes	28130NP	–	–	1 ea 1 box	24.9 lb (11.3 kg)
	28130EH	–	–	1 ea 1 box	26.6 lb (12.1 kg)
	28131EH	110–120V (W/GFCI)	530 gal (2,006L)	1 ea 1 box	32.8 lb (14.9 kg)
	28132NP	220–240V	530 gal (2,006L)	1 ea 1 box	32.6 lb (14.8 kg)
	28132GN	12V	600 gal (2,271L)	1 ea 1 box	33.9 lb (15.4 kg)

SPECIFICATIONS

	ITEM#	 VOLTAGE	 FILTER PUMP	 CASE PACK	 CASE WEIGHT
13' x 33" (3.96m x 84cm) Approximate set-up size Water Capacity (80%): 1,926 gal (7,290L) Ready for Water in 10 Minutes	28143NP	–	–	1 ea 1 box	31.5 lb (14.3 kg)
	28143EH	–	–	1 ea 1 box	33.4 lb (15.2 kg)
	28141EH	110-120V (W/GFCI)	530 gal (2,006L)	1 ea 1 box	39.6 lb (18.0 kg)
	28142NP	220-240V	530 gal (2,006L)	1 ea 1 box	39.2 lb (17.8 kg)
	28142GN	12V	600 gal (2,271L)	1 ea 1 box	40.5 lb (18.4 kg)
15' x 33" (4.57m x 84cm) Approximate set-up size Water Capacity (80%): 2,587 gal (9,792L) Ready for Water in 15 Minutes	28157EH	110-120V (W/GFCI)	530 gal (2,006L)	1 ea 1 box	48.6 lb (22.1 kg)
	28158NP	220-240V	530 gal (2,006L)	1 ea 1 box	49.5 lb (22.5 kg)
	28158GN	12V	600 gal (2,271L)	1 ea 1 box	49.5 lb (22.5 kg)

SPECIFICATIONS

	ITEM#	 VOLTAGE	 FILTER PUMP	 LADDER	 SAFETY LADDER	 GROUND CLOTH	 POOL COVER	 CASE PACK	 CASE WEIGHT
15' x 42" (4.57m x 1.07m) Approximate set-up size Water Capacity (80%): 3,284 gal (12,430L) Ready for Water in 15 Minutes	26165EH	110-120V (W/GFCI)	1,000 gal (3,785L)	✓	–	✓	✓	1 ea 1 box	90.2 lb (41.0 kg)
	26166NP	220-240V	1,000 gal (3,785L)	–	✓	✓	✓	1 ea 1 box	95.5 lb (43.4 kg)
	26166GN	12V	900 gal (3,407L)	–	✓	✓	✓	1 ea 1 box	98.1 lb (44.6 kg)
15' x 48" (4.57m x 1.22m) Approximate set-up size Water Capacity (80%): 3,736 gal (14,141L) Ready for Water in 15 Minutes	26167EH	110-120V (W/GFCI)	1,000 gal (3,785L)	✓	–	✓	✓	1 ea 1 box	97.5 lb (44.3 kg)
	26168NP	220-240V	1,000 gal (3,785L)	–	✓	✓	✓	1 ea 1 box	103.2 lb (46.9 kg)
	26168GN	12V	900 gal (3,407L)	–	✓	✓	✓	1 ea 1 box	105.4 lb (47.9 kg)
18' x 48" (5.49m x 1.22m) Approximate set-up size Water Capacity (80%): 5,455 gal (20,647L) Ready for Water in 30 Minutes	26175EH	110-120V (W/GFCI)	1,500 gal (5,678L)	✓	–	✓	✓	1 ea 1 box	134.4 lb (61.1 kg)













METAL FRAME POOLS
Great value and easy to assemble!

METAL FRAME POOLS

BEACHSIDE METAL FRAME POOL

The ocean is now yours to explore with our new Beachside Metal Frame Pool. With captivating photo-realistic ocean print on the sidewalls and floor, this pool is supported by strong and durable steel frames that are engineered to last. The new innovative Composite T-Joint design makes assembly quick and easy so you can have more time to enjoy the pool. This summer, bring the beach to your backyard!

SPECIFICATIONS	ITEM#				
		VOLTAGE	FILTER PUMP	CASE PACK	CASE WEIGHT
10' x 30" (3.05m x 76cm) Approximate set-up size Water Capacity (90%): 1,185 gal (4,485L) Ready for Water in 30 Minutes	 28206NP	–	–	1 ea 1 box	38.3 lb (17.4 kg)
	 28206EH	–	–	1 ea 1 box	40.0 lb (18.2 kg)
	 28207	110–120V	330 gal (1,250L)	1 ea 1 box	42.5 lb (19.3 kg)
	 28207EH	110–120V (W/GFCI)	330 gal (1,250L)	1 ea 1 box	44.7 lb (20.3 kg)
	 28208NP	220–240V	330 gal (1,250L)	1 ea 1 box	43.3 lb (19.7 kg)
	 28208GN	12V	330 gal (1,250L)	1 ea 1 box	44.0 lb (20.0 kg)

NEW




PHOTO REAL



Photo real printing on
the pool bottom



Metal Frame Pools:  6+

English/Spanish and multi-language
international packaging available



English/Spanish and multi-language international packaging available

SPECIFICATIONS

SPECIFICATIONS	ITEM#	VOLTAGE	FILTER PUMP	CASE PACK	CASE WEIGHT
8' x 20" (2.44m x 51cm) Approximate set-up size Water Capacity (90%): 483 gal (1,828L) Ready for Water in 30 Minutes	NEW 28205NP	-	-	1 ea 1 box	20.4 lb (9.3 kg)
	NEW 28205EH	-	-	1 ea 1 box	22.0 lb (10.0 kg)
10' x 30" (3.05m x 76cm) Approximate set-up size Water Capacity (90%): 1,185 gal (4,485L) Ready for Water in 30 Minutes	28200NP	-	-	1 ea 1 box	38.3 lb (17.4 kg)
	28200EH	-	-	1 ea 1 box	40.0 lb (18.2 kg)
	28201	110-120V	330 gal (1,250L)	1 ea 1 box	42.5 lb (19.3 kg)
	28201EH	110-120V (W/GFCI)	330 gal (1,250L)	1 ea 1 box	44.7 lb (20.3 kg)
	28202NP	220-240V	330 gal (1,250L)	1 ea 1 box	43.3 lb (19.7 kg)
	28202GN	12V	330 gal (1,250L)	1 ea 1 box	44.0 lb (20.0 kg)
12' x 30" (3.66m x 76cm) Approximate set-up size Water Capacity (90%): 1,718 gal (6,503L) Ready for Water in 30 Minutes	28210NP	-	-	1 ea 1 box	48.2 lb (21.9 kg)
	28210EH	-	-	1 ea 1 box	50.2 lb (22.8 kg)
	28211	110-120V	530 gal (2,006L)	1 ea 1 box	53.9 lb (24.5 kg)
	28211EH	110-120V (W/GFCI)	530 gal (2,006L)	1 ea 1 box	55.7 lb (25.3 kg)
	28212NP	220-240V	530 gal (2,006L)	1 ea 1 box	55.4 lb (25.2 kg)
	28212GN	12V	600 gal (2,271L)	1 ea 1 box	57.0 lb (25.9 kg)

SPECIFICATIONS

SPECIFICATIONS	ITEM#	VOLTAGE	FILTER PUMP	LADDER	SAFETY LADDER	GROUND CLOTH	POOL COVER	CASE PACK	CASE WEIGHT
15' x 48" (4.57m x 1.22m) Approximate set-up size Water Capacity (90%): 4,440 gal (16,805L) Ready for Water in 45 Minutes	28241EH	110-120V (W/GFCI)	1,000 gal (3,785L)	✓	-	✓	✓	1 ea 1 box	150.0 lb (68.2 kg)
	28242NP	220-240V	1,000 gal (3,785L)	-	✓	✓	✓	1 ea 1 box	154.9 lb (70.4 kg)
	28242GN	12V	900 gal (3,407L)	-	✓	✓	✓	1 ea 1 box	156.4 lb (71.1 kg)
18' x 48" (5.49m x 1.22m) Approximate set-up size Water Capacity (90%): 6,423 gal (24,311L) Ready for Water in 60 Minutes	28253EH	110-120V (W/GFCI)	1,500 gal (5,678L)	✓	-	✓	✓	1 ea 1 box	197.8 lb (89.9 kg)




PRISM FRAME™ POOLS

Stylish and affordable premium pool!

PRISM FRAME™ PREMIUM POOLS

ENJOY A WHOLE NEW LEVEL OF FUN

Enjoy summer outdoor fun with Intex Prism Frame™ pools. Enhanced with strong powder-coated steel tubing and a stylish and upscale looking liner, these premium pools come in a range of sizes. From our 10' starter pool, which is great for a family's first pool and perfect for families with younger children, to our large 20' pools spacious enough for a pool party, there is an Intex Prism Frame™ pool for every family and every occasion!



PUNCTURE-RESISTANT
3-PLY MATERIAL



English/Spanish and multi-language
international packaging available



Prism Frame™ Premium Pools: 6+



INNOVATIVE NEW T-JOINT PRECISION ENGINEERED

SIMPLIFIED ASSEMBLY

- No more pins to try to align and insert – simply push all the pipes into the Composite T-Joints for a snug fit

RUST PREVENTION

- Composite T-Joint creates a water-tight seal with the pipe – preventing internal rust from forming
- Composite T-Joint won't damage metal coating during pool use – preserving exterior rust protection

DURABILITY

- Composite T-Joints are engineered for high strength and infused with UV inhibitor to ensure weather resistance and long service life

SPECIFICATIONS

10' x 30" (3.05m x 76cm)

Approximate set-up size

Water Capacity (90%): 1,185 gal (4,485L)
Ready for Water in 30 Minutes

12' x 30" (3.66m x 76cm)

Approximate set-up size

Water Capacity (90%): 1,718 gal (6,503L)
Ready for Water in 30 Minutes

ITEM#

VOLTAGE

FILTER PUMP

CASE PACK

CASE WEIGHT

26700NP

-

-

1 ea 1 box

37.5 lb (17.1 kg)

26700EH

-

-

1 ea 1 box

39.4 lb (17.9 kg)

26701

110-120V

330 gal (1,250L)

1 ea 1 box

41.8 lb (19.0 kg)

26701EH

110-120V (W/GFCI)

330 gal (1,250L)

1 ea 1 box

44.0 lb (20.0 kg)

26702NP

220-240V

330 gal (1,250L)

1 ea 1 box

42.9 lb (19.5 kg)

26702GN

12V

330 gal (1,250L)

1 ea 1 box

43.3 lb (19.7 kg)

26710NP

-

-

1 ea 1 box

47.3 lb (21.5 kg)

26710EH

-

-

1 ea 1 box

49.3 lb (22.4 kg)

26711

110-120V

530 gal (2,006L)

1 ea 1 box

53.2 lb (24.2 kg)

26711EH

110-120V (W/GFCI)

530 gal (2,006L)

1 ea 1 box

54.8 lb (24.9 kg)

26712NP

220-240V

530 gal (2,006L)

1 ea 1 box

54.8 lb (24.9 kg)

26712GN

12V

600 gal (2,271L)

1 ea 1 box

56.1 lb (25.5 kg)

SPECIFICATIONS

ITEM#

VOLTAGE

FILTER PUMP

LADDER

SAFETY
LADDERGROUND
CLOTHPOOL
COVER

CASE PACK

CASE WEIGHT

12' x 39" (3.66m x 99cm)

Approximate set-up size

Water Capacity (90%): 2,270 gal (8,592L)
Ready for Water in 30 Minutes

26715

110-120V

530 gal (2,006L)

✓

-

-

-

1 ea 1 box

82.9 lb (37.7 kg)

26716NP

220-240V

530 gal (2,006L)

-

✓

-

-

1 ea 1 box

89.8 lb (40.8 kg)

26716GN

12V

600 gal (2,271L)

-

✓

-

-

1 ea 1 box

91.5 lb (41.6 kg)

14' x 42" (4.27m x 1.07m)

Approximate set-up size

Water Capacity (90%): 3,357 gal (12,706L)
Ready for Water in 45 Minutes

26719EH

110-120V (W/GFCI)

1,000 gal (3,785L)

✓

-

✓

✓

1 ea 1 box

130.7 lb (59.4 kg)

26720NP

220-240V

1,000 gal (3,785L)

-

✓

✓

✓

1 ea 1 box

135.7 lb (61.7 kg)

26720GN

12V

900 gal (3,407L)

-

✓

✓

✓

1 ea 1 box

138.4 lb (62.9 kg)

15' x 42" (4.57m x 1.07m)

Approximate set-up size

Water Capacity (90%): 3,861 gal (14,614L)
Ready for Water in 45 Minutes

26723EH

110-120V (W/GFCI)

1,000 gal (3,785L)

✓

-

✓

✓

1 ea 1 box

140.6 lb (63.9 kg)

26724NP

220-240V

1,000 gal (3,785L)

-

✓

✓

✓

1 ea 1 box

146.1 lb (66.4 kg)

26724GN

12V

900 gal (3,407L)

-

✓

✓

✓

1 ea 1 box

147.8 lb (67.2 kg)

PRISM FRAME™ PREMIUM POOLS

SPLASH INTO SUMMER

Featuring new innovative T-Joints, strong powder coated metal frames and durable 3-ply material liner, our Prism Frame™ line of pools offer swimmers a premium pool experience at an affordable price. Beautifully designed, the soft gray exterior and the elegant blue tile print interior provide an upscale look to complement modern backyard décor and furniture.



PUNCTURE-RESISTANT
3-PLY MATERIAL



INNOVATIVE NEW T-JOINT
PRECISION ENGINEERED



PRISM FRAME™ POOLS

Stylish and affordable premium pool!

Prism Frame™ Premium Pools:  8+ ft

English/Spanish and multi-language international packaging available



Our 1,500 gal (5,678 L) filter pump included in the 18' (5.49m) Prism Frame™ Premium Pool set completely filters the pool's water in under 4 hours!

STRONG, POWDER COATED STEEL TUBING

MOSAIC TILE PRINTED INSIDE LINER

CONVENIENT DRAIN PLUG



SPECIFICATIONS


	ITEM#	 VOLTAGE	 FILTER PUMP	 LADDER	 SAFETY LADDER	 GROUND CLOTH	 POOL COVER	 CASE PACK	 CASE WEIGHT
15' x 48" (4.57m x 1.22m) Approximate set-up size Water Capacity (90%): 4,440 gal (16,805L) Ready for Water in 45 Minutes	26725EH	110-120V (W/GFCI)	1,000 gal (3,785L)	✓	-	✓	✓	1 ea 1 box	154.7 lb (70.3 kg)
	26726NP	220-240V	1,000 gal (3,785L)	-	✓	✓	✓	1 ea 1 box	161.5 lb (73.4 kg)
	26726GN	12V	900 gal (3,407L)	-	✓	✓	✓	1 ea 1 box	163.5 lb (74.3 kg)
18' x 48" (5.49m x 1.22m) Approximate set-up size Water Capacity (90%): 6,423 gal (24,311L) Ready for Water in 60 Minutes	26731EH	110-120V (W/GFCI)	1,500 gal (5,678L)	✓	-	✓	✓	1 ea 1 box	211.2 lb (96.0 kg)
	26732NP	220-240V	1,500 gal (5,678L)	-	✓	✓	✓	1 ea 1 box	219.3 lb (99.7 kg)
	26732GN	12V	1,500 gal (5,678L)	-	✓	✓	✓	1 ea 1 box	221.8 lb (100.8 kg)
20' x 52" (6.10m x 1.32m) Approximate set-up size Water Capacity (90%): 8,638 gal (32,695L) Ready for Water in 60 Minutes	26755EH	110-120V (W/GFCI)	1,500 gal (5,678L)	✓	-	✓	✓	1 ea 1 box	251.2 lb (114.2 kg)
	26756NP	220-240V	1,500 gal (5,678L)	-	✓	✓	✓	1 ea 1 box	259.2 lb (117.8 kg)
	26756GN	12V	1,500 gal (5,678L)	-	✓	✓	✓	1 ea 1 box	261.8 lb (119.0 kg)



PRISM FRAME™ RECTANGULAR PREMIUM POOLS

ENHANCE YOUR SWIMMING EXPERIENCE

The Prism Frame™ Rectangular line of pools is designed to fit any backyard. The pools are built to provide extra swimming space, and they hold more pool water than traditional round frame pools, allowing swimmers to appreciate the maximized swimming area. Constructed with puncture-resistant 3-ply durable material, the inside liner offers beautiful mosaic tile design. With a sophisticated look, Intex Prism Frame™ Rectangular pools will provide families with endless summer fun!



PUNCTURE-RESISTANT
3-PLY MATERIAL



English/Spanish and multi-language
international packaging available



PRISM FRAME™ POOLS

Stylish and affordable premium pool!



Our 1,000 gal (3,785 L) filter pump included in the 16' x 8' x 42" (4.88m x 2.44m x 1.07m) Prism Frame™ Premium Pool set completely filters the pool's water in under 4 hours!



SPECIFICATIONS

ITEM#


VOLTAGE


FILTER PUMP


LADDER


SAFETY LADDER


GROUND CLOTH


POOL COVER


CASE PACK


CASE WEIGHT

9'10" x 5'9" x 31½"
(3.00m x 1.75m x 80cm)

Approximate set-up size

Water Capacity (90%): 935 gal (3,539L)
Ready for Water in 45 Minutes

26784NP

220-240V

530 gal (2,006L)

✓

-

-

-

1 ea 1 box

106.3 lb (48.3 kg)

26784GN

12V

600 gal (2,271L)

✓

-

-

-

1 ea 1 box

109.3 lb (49.7 kg)

13'1½" x 6'6¾" x 39½"
(4.00m x 2.00m x 1.00m)

Approximate set-up size

Water Capacity (90%): 1,806 gal (6,836L)
Ready for Water in 45 Minutes

26788NP

220-240V

530 gal (2,006L)

-

✓

-

-

1 ea 1 box

151.6 lb (68.9 kg)

26788GN

12V

600 gal (2,271L)

-

✓

-

-

1 ea 1 box

152.9 lb (69.5 kg)

13'1½" x 6'6¾" x 48"
(4.00m x 2.00m x 1.22m)

Approximate set-up size

Water Capacity (90%): 2,224 gal (8,418L)
Ready for Water in 45 Minutes

NEW 26790NP

220-240V

530 gal (2,006L)

-

✓

-

-

1 ea 1 box

190.1 lb (86.4 kg)

NEW 26790GN

12V

600 gal (2,271L)

-

✓

-

-

1 ea 1 box

192.9 lb (87.7 kg)

16' x 8' x 42"
(4.88m x 2.44m x 1.07m)

Approximate set-up size

Water Capacity (90%): 2,873 gal (10,874L)
Ready for Water in 60 Minutes

26791EH

110-120V (W/GFCI)

1,000 gal (3,785L)

✓

-

✓

✓

1 ea 1 box

187.0 lb (85.0 kg)

26792NP

220-240V

1,000 gal (3,785L)

-

✓

✓

✓

1 ea 1 box

191.8 lb (87.2 kg)

26792GN

12V

900 gal (3,407L)

-

✓

✓

✓

1 ea 1 box

194.5 lb (88.4 kg)




PRISM FRAME™ OVAL PREMIUM POOLS

ENJOY A PRISTINE POOL EXPERIENCE

Completing the range of Prism Frame™ pools are our new Prism Frame™ Oval pools. Premium features include quality powder-coated steel frames, durable 3-ply material liner and a beautiful design. These elegantly shaped pools with 48" walls provide a great combination of size and water volume for a great backyard pool. Paired with a powerful 1500 GPH pump with Hydro Aeration Technology™, the Prism Frame™ Oval pools are sure to provide a pristine pool experience.



PUNCTURE-RESISTANT
3-PLY MATERIAL



PRISM FRAME™ POOLS
Stylish and affordable premium pool!



Our 1,500 gal (5,678 L) filter pump included in the 16'6" x 9' x 48" (5.03m x 2.74m x 1.22m) and 20' x 10' x 48" (6.10m x 3.05m x 1.22m) Prism Frame™ Oval Premium Pool set completely filters the pool's water in under 4 hours!



SPECIFICATIONS


	ITEM#	 VOLTAGE	 FILTER PUMP	 LADDER	 SAFETY LADDER	 GROUND CLOTH	 POOL COVER	 CASE PACK	 CASE WEIGHT
16'6" x 9' x 48" (5.03m x 2.74m x 1.22m) Approximate set-up size Water Capacity (90%): 3,531 gal (13,365L) Ready for Water in 60 Minutes	26795EH	110-120V(W/GFCI)	1,500 gal (5,678L)	✓	-	✓	✓	1 ea 1 box	238.5 lb (108.4 kg)
	26796NP	220-240V	1,500 gal (5,678L)	-	✓	✓	✓	1 ea 1 box	246.6 lb (112.1 kg)
	26796GN	12V	1,500 gal (5,678L)	-	✓	✓	✓	1 ea 1 box	249.7 lb (113.5 kg)
20' x 10' x 48" (6.10m x 3.05m x 1.22m) Approximate set-up size Water Capacity (90%): 4,809 gal (18,202L) Ready for Water in 60 Minutes	26797EH	110-120V (W/GFCI)	1,500 gal (5,678L)	✓	-	✓	✓	1 ea 1 box	278.1 lb (126.4 kg)
	26798NP	220-240V	1,500 gal (5,678L)	-	✓	✓	✓	1 ea 1 box	286.9 lb (130.4 kg)
	26798GN	12V	1,500 gal (5,678L)	-	✓	✓	✓	1 ea 1 box	289.5 lb (131.6 kg)



GREYWOOD PRISM FRAME™ PREMIUM POOLS

STYLISH POOL THAT MAKES A STATEMENT

Our new Greywood Prism Frame™ Pools extend Intex's line of premium pools with an unmatched level of elegance. Our industry-leading realistic print technology provides a sophisticated woodgrain pattern that gives these premium pools a beautiful look and feel that will complement any backyard. The sturdy frames and the innovative new Polymer T-joints ensure durability and quick and easy assembly.



PUNCTURE-RESISTANT
3-PLY MATERIAL




INNOVATIVE NEW T-JOINT
PRECISION ENGINEERED



GREYWOOD PRISM FRAME™ POOLS

Sophisticated woodgrain pattern pool!

Prism Frame™ Premium Pools:  6+

English/Spanish and multi-language international packaging available



Our 1,500 gal (5,678 L) filter pump included in the 18' x 48" (5.49m x 1.22m) Greywood Prism Frame™ Premium Pool set completely filters the pool's water in under 4 hours!



SPECIFICATIONS

	ITEM#	 VOLTAGE	 FILTER PUMP	 LADDER	 SAFETY LADDER	 GROUND CLOTH	 POOL COVER	 CASE PACK	 CASE WEIGHT
15' x 48" (4.57m x 1.22m) Approximate set-up size Water Capacity (90%): 4,440 gal (16,805L) Ready for Water in 45 Minutes	26741EH	110-120V (W/GFCI)	1,000 gal (3,785L)	✓	-	✓	✓	1 ea 1 box	154.7 lb (70.3 kg)
	26742NP	220-240V	1,000 gal 3,785L)	-	✓	✓	✓	1 ea 1 box	161.5 lb (73.4 kg)
	26742GN	12V	900 gal (3,407L)	-	✓	✓	✓	1 ea 1 box	163.5 lb (74.3 kg)
18' x 48" (5.49m x 1.22m) Approximate set-up size Water Capacity (90%): 6,423 gal (24,311L) Ready for Water in 60 Minutes	26743EH	110-120V (W/GFCI)	1,500 gal (5,678L)	✓	-	✓	✓	1 ea 1 box	211.2 lb (96.0 kg)
	26744NP	220-240V	1,500 gal (5,678L)	-	✓	✓	✓	1 ea 1 box	219.3 lb (99.7 kg)
	26744GN	12V	1,500 gal (5,678L)	-	✓	✓	✓	1 ea 1 box	221.8 lb (100.8 kg)




GRAPHITE GRAY PANEL™ POOLS

INTEX'S HIGH-END PANEL WALL POOL BRINGS INCREDIBLE VALUE AND SOPHISTICATION TO YOUR BACKYARD

Following the latest color trends in exterior decking and home siding, the Graphite Gray Panel™ Pool offers the appearance of a high-end, custom-built swimming pool at a value you may only expect from Intex. While the panels have the look of natural wood, they are made of high-density plastic, eliminating the need for weather staining or termite protection. Better yet, the Graphite Gray Panel™ Pool is easy to assemble and comes equipped with Intex's highest-grade pool accessories, including the Krystal Clear® Sand Filter Pump.



English/Spanish and multi-language international packaging available



PUNCTURE-RESISTANT
3-PLY MATERIAL



INNOVATIVE NEW T-JOINT
PRECISION ENGINEERED


Graphite Gray Panel™ Pools:  6+

GRAPHITE GRAY PANEL™ POOLS
Natural wood looking high-end panel wall







15'8" x 49" (4.78m x 1.24m) Graphite Gray Panel™ Pool come with the 1,200 gal (4.5m³) per hour Sand Filter Pump, which promises to keep pool water crystal clear!



SPECIFICATIONS

	ITEM#	 VOLTAGE	 SAND FILTER PUMP	 LADDER	 SAFETY LADDER	 GROUND CLOTH	 DELUXE POOL COVER	 CASE PACK	 CASE WEIGHT
15'8" x 49" (4.78m x 1.24m) Approximate set-up size Water Capacity (90%): 4,440 gal (16,805L) Ready for Water in 120 Minutes	26383EH	110-120V (W/GFCI)	1,200 gal (4.5m³)	✓	-	✓	✓	1 ea 3 boxes	487.1 lb (221.4 kg)
	26384NP	220-240V	1,200 gal (4.5m³)	-	✓	✓	✓	1 ea 3 boxes	491.0 lb (223.2 kg)
	26384GN	220-240V (W/RCD)	1,200 gal (4.5m³)	-	✓	✓	✓	1 ea 3 boxes	494.8 lb (224.9 kg)



FRAME POOLS

ENJOY THE ULTIMATE POOL EXPERIENCE WITH THE ULTRA XTR™ FRAME POOL

- Uniquely designed frame combines high quality galvanized steel with precision engineered locking system, enhancing the overall quality, durability and stability of the pools
- Encapsulating inner and outer powder coating ensures the ultimate resistance to rust
- Easy to assemble – frame components simply snap together with no locking pins needed
- Extra strong and durable liner
- Equipped with Krystal Clear® Sand Filter Pump with Hydro Aeration Technology™
- 2-year warranty that guarantees a peace of mind pool ownership



PUNCTURE-RESISTANT
3-PLY MATERIAL



T-JOINT
PRECISION ENGINEERED



EASY LOCK SYSTEM™
SNAPS TOGETHER WITH
NO ADDITIONAL TOOLS



INNOVATIVE FRAME DESIGN
STURDY, DURABLE AND UNIQUE



ULTRA XTR FRAME POOLS









Enjoy the ultimate pool experience

Ultra XTR™ Frame Pools: Ages 6+

English/Spanish and multi-language international packaging available

SPECIFICATIONS

16' x 48" (4.88m x 1.22m)
 Approximate set-up size
 Water Capacity (90%): 5,061 gal (19,156L)
 Ready for Water in 45 Minutes

ITEM#	 VOLTAGE	 SAND FILTER PUMP	 LADDER	 SAFETY LADDER	 GROUND CLOTH	 POOL COVER	 CASE PACK	 CASE WEIGHT
26325EH	110-120V(W/GFCI)	1,200 gal (4.5m³)	✓	-	✓	✓	1 ea 1 box	220.7 lb (100.3 kg)
26326NP	220-240V	1,200 gal (4.5m³)	-	✓	✓	✓	1 ea 1 box	227.3 lb (103.3 kg)
26326GN	220-240V(W/RCD)	1,200 gal (4.5m³)	-	✓	✓	✓	1 ea 1 box	229.7 lb (104.4 kg)









SPECIFICATIONS

18' x 52" (5.49m x 1.32m)
 Approximate set-up size
 Water Capacity (90%): 6,981 gal (26,423L)
 Ready for Water in 60 Minutes

ITEM#	 VOLTAGE	 SAND FILTER PUMP	 LADDER	 SAFETY LADDER	 GROUND CLOTH	 POOL COVER	 CASE PACK	 CASE WEIGHT
26329EH	110-120V(W/GFCI)	2,100 gal (7.9m³)	✓	-	✓	✓	1 ea 1 box	277.0 lb (125.9 kg)
26330NP	220-240V	2,100 gal (7.9m³)	-	✓	✓	✓	1 ea 1 box	281.8 lb (128.1 kg)
26330GN	220-240V(W/RCD)	2,100 gal (7.9m³)	-	✓	✓	✓	1 ea 1 box	283.8 lb (129.0 kg)









SPECIFICATIONS

20' x 48" (6.10m x 1.22m)
 Approximate set-up size
 Water Capacity (90%): 7,947 gal (30,079L)
 Ready for Water in 60 Minutes

ITEM#	 VOLTAGE	 SAND FILTER PUMP	 LADDER	 SAFETY LADDER	 GROUND CLOTH	 POOL COVER	 CASE PACK	 CASE WEIGHT
26333EH	110-120V(W/GFCI)	2,100 gal (7.9m³)	✓	-	✓	✓	1 ea 1 box	288.0 lb (130.9 kg)
26334NP	220-240V	2,100 gal (7.9m³)	-	✓	✓	✓	1 ea 1 box	294.1 lb (133.7 kg)
26334GN	220-240V(W/RCD)	2,100 gal (7.9m³)	-	✓	✓	✓	1 ea 1 box	296.1 lb (134.6 kg)

SPECIFICATIONS

24' x 52" (7.32m x 1.32m)
 Approximate set-up size
 Water Capacity (90%): 12,481 gal (47,241L)
 Ready for Water in 60 Minutes

ITEM#	 VOLTAGE	 SAND FILTER PUMP	 LADDER	 SAFETY LADDER	 GROUND CLOTH	 POOL COVER	 CASE PACK	 CASE WEIGHT
26339EH	110-120V(W/GFCI)	2,800 gal (10.5m³)	✓	-	✓	✓	1 ea 1 box	371.8 lb (169.0 kg)
26340NP	220-240V	2,800 gal (10.5m³)	-	✓	✓	✓	1 ea 1 box	375.8 lb (170.8 kg)
26340GN	220-240V(W/RCD)	2,800 gal (10.5m³)	-	✓	✓	✓	1 ea 1 box	377.3 lb (171.5 kg)

2
YEAR
WARRANTY



RECTANGULAR FRAME POOLS

INTEX ULTRA XTR™ PREMIUM POOL LINE

Maximize your pool experience with our largest Ultra XTR™ Frame pools. Classic rectangular shape, elegant dark gray liner with water-blue tile print interior and brilliant white copings will make a fashion statement anywhere. With this luxury pool, add summer fun and beauty to any backyard!



32' x 16' x 52" (9.75m x 4.88m x 1.32m) Ultra XTR™ Rectangular Frame Pool come with the 2,650 gal (10.0m³) per hour Sand Filter Pump & Saltwater System, which promises to keep pool water crystal clear!



PUNCTURE-RESISTANT
3-PLY MATERIAL



EASY LOCK SYSTEM™
SNAPS TOGETHER WITH
NO ADDITIONAL TOOLS











INNOVATIVE FRAME DESIGN
STURDY, DURABLE AND UNIQUE




ULTRA XTR FRAME POOLS

Enjoy the ultimate pool experience






SPECIFICATIONS

	ITEM#	 VOLTAGE	 SAND FILTER PUMP	 LADDER	 SAFETY LADDER	 GROUND CLOTH	 POOL COVER	 CASE PACK	 CASE WEIGHT
18' x 9' x 52" (5.49m x 2.74m x 1.32m) Approximate set-up size Water Capacity (90%): 4,545 gal (17,203L) Ready for Water in 60 Minutes	26355EH	110-120V (W/GFCI)	1,200 gal (4.5m³)	✓	-	✓	✓	1 ea 1 box	280.1 lb (127.3 kg)
	26356NP	220-240V	1,200 gal (4.5m³)	-	✓	✓	✓	1 ea 1 box	284.7 lb (129.4 kg)
	26356GN	220-240V (W/RCD)	1,200 gal (4.5m³)	-	✓	✓	✓	1 ea 1 box	288.2 lb (131.0 kg)

SPECIFICATIONS

	ITEM#	 VOLTAGE	 SAND FILTER PUMP	 SAND FILTER PUMP & SALTWATER SYSTEM	 LADDER	 SAFETY LADDER	 GROUND CLOTH	 POOL COVER	 DELUXE POOL MAINTENANCE KIT	 VOLLEYBALL SET	 CASE PACK	 CASE WEIGHT
24' x 12' x 52" (7.32m x 3.66m x 1.32m) Approximate set-up size Water Capacity (90%): 8,403 gal (31,805L) Ready for Water in 60 Minutes	26363EH	110-120V (W/GFCI)	2,100 gal (7.9m³)	-	✓	-	✓	✓	-	-	1 ea 2 boxes	400.6 lb (182.1 kg)
	26364NP	220-240V	2,100 gal (7.9m³)	-	-	✓	✓	✓	-	-	1 ea 2 boxes	405.7 lb (184.4 kg)
	26364GN	220-240V (W/RCD)	2,100 gal (7.9m³)	-	-	✓	✓	✓	-	-	1 ea 2 boxes	407.4 lb (185.2 kg)
	26367EH	110-120V (W/GFCI)	-	2,100 gal (7.9m³)	✓	-	✓	✓	✓	✓	1 ea 2 boxes	436.0 lb (198.2 kg)
	26368NP	220-230V	-	2,100 gal (7.9m³)	-	✓	✓	✓	✓	✓	1 ea 2 boxes	441.5 lb (200.7 kg)

SPECIFICATIONS

	ITEM#	 VOLTAGE	 SAND FILTER PUMP	 SAND FILTER PUMP & SALTWATER SYSTEM	 LADDER	 SAFETY LADDER	 GROUND CLOTH	 POOL COVER	 DELUXE POOL MAINTENANCE KIT	 VOLLEYBALL SET	 CASE PACK	 CASE WEIGHT
32' x 16' x 52" (9.75m x 4.88m x 1.32m) Approximate set-up size Water Capacity (90%): 14,364 gal (54,368L) Ready for Water in 90 Minutes	26373EH	110-120V (W/GFCI)	2,800 gal (10.5m³)	-	✓	-	✓	✓	-	-	1 ea 2 boxes	548.2 lb (249.2 kg)
	26374NP	220-240V	2,800 gal (10.5m³)	-	-	✓	✓	✓	-	-	1 ea 2 boxes	575.5 lb (261.6 kg)
	26374GN	220-240V (W/RCD)	2,800 gal (10.5m³)	-	-	✓	✓	✓	-	-	1 ea 2 boxes	577.1 lb (262.3 kg)
	26377EH	110-120V (W/GFCI)	-	2,650 gal (10.0m³)	✓	-	✓	✓	✓	✓	1 ea 2 boxes	588.5 lb (267.5 kg)
	26378NP	220-230V	-	2,650 gal (10.0m³)	-	✓	✓	✓	✓	✓	1 ea 2 boxes	623.0 lb (283.2 kg)



KRYSTAL CLEAR® FILTRATION & SANITATION SYSTEMS

INNOVATION IN POOL MAINTENANCE

Swimming pool maintenance plays an integral part in your overall pool owning experience. Intex understands that the process of keeping your pool water clean can be overwhelming, that is why we have designed and engineered our line of Krystal Clear® filtration and sanitation systems to take the leg work out of keeping your pool sparkling clean.

COMBINATION FILTRATION & SANITATION SYSTEMS

SAND FILTER PUMP & SALTWATER SYSTEMS WITH E.C.O. (ELECTROCATALYTIC OXIDATION)

Combines sand filter pump with saltwater system



 HYDROAERATION TECHNOLOGY™

2 models
(Details on page 43)


POOL FILTRATION SYSTEMS



CARTRIDGE FILTER PUMPS

Advantages:

- Cartridges provide excellent water filtration
- Easy to use: simply replace the old cartridge with a new one every 2 weeks
- Intex high quality replacement cartridges are widely available
- 24-hour auto timer on some models



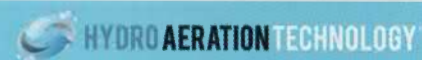
5 models
(Details on pages 36-37)



SAND FILTER PUMPS

Advantages:

- All natural sand provides excellent water filtration
- Economical & environmentally friendly
- Requires virtually no maintenance except replacement of sand every 5 years
- 24-hour auto timer included



4 models
(Details on pages 38-39)

POOL SANITATION SYSTEMS



SALTWATER SYSTEM

Advantages:

- Eliminates bacteria & algae from pool water using a virtually undetectable amount of all natural salt
- Much gentler on skin, eyes, clothes, and hair than packaged chlorine
- Salt is economical & much more environmentally friendly than packaged chlorine
- 24-hour auto timer included

3 models
(Details on page 40-41)



SALTWATER SYSTEM WITH OZONE

Advantages:

- Ozone is the most powerful sanitizing method for pool water
- The only 100% natural and biodegradable pool sanitizing agent
- Odorless
- Saltwater system provides residual cleaning action and soft, smooth water for swimmers
- 24-hour auto timer included

1 model
(Details on page 41)

POOL FILTRATION SYSTEMS

KRYSTAL CLEAR® CARTRIDGE FILTER PUMPS

Efficient filtration is essential for a quality swim experience. Who wants to swim in a dirty pool? Intex's line of pumps and cartridges guarantee a cleaner pool with:

- Powerful pumps in several of our most popular pool sets
- Filter cartridges with thicker, heavier paper and more pleats
- Water inlet jets for enhanced water flow back into the pool
- 2-year warranty

The results will be faster water circulation, improved filtration, and best of all a superior swim experience!



- Easy installation – just hook-up hoses and plug in
- Double insulated pump
- Air release valve for air trapped inside filter chamber
- Sediment flush valve at bottom of filter chamber (28635/28636/28633/28634)



- Auto timer for easier use (28635/28636/28633/28634)
- Conforms to UL/CSA standards (110-120V models)
- CE approved (220-240V models)
- TUV-GS approved (GS designation models)
- Shelf box

#28601
#28602



#28603
#28604



#28637
#28638



	Voltage	Easy Set® Pool Models	Frame™ Pool Models	Prism Frame™ Rectangular Pool Models	Pump flow rate gal (L)/hr	System flow rate gal (L)/hr	Case Pack	Case Weight lb (kg)
28601	110-120V	6'8'/10' (1.83m/2.44m/3.05m)	10' (3.05m)	-	330 (1,250)	300 (1,136)	4 ea	22.5 (10.2)
28601EG	110-120V (W/GFCI)	6'8'/10' (1.83m/2.44m/3.05m)	10' (3.05m)	-	330 (1,250)	300 (1,136)	4 ea	23.7 (10.8)
28602	220-240V	6'8'/10' (1.83m/2.44m/3.05m)	10' (3.05m)	-	330 (1,250)	265 (1,003)	4 ea	23.1 (10.5)
28602GS	12V	6'8'/10' (1.83m/2.44m/3.05m)	10' (3.05m)	-	330 (1,250)	300 (1,136)	4 ea	28.6 (13.0)
28603	110-120V	12'/13'/15' (3.66m/3.96m/4.57m)	12' (3.66m)	9'10"/13'1½" (3.00m/4.00m)	530 (2,006)	475 (1,798)	4 ea	28.4 (12.9)
28603EG	110-120V (W/GFCI)	12'/13'/15' (3.66m/3.96m/4.57m)	12' (3.66m)	9'10"/13'1½" (3.00m/4.00m)	530 (2,006)	475 (1,798)	4 ea	29.9 (13.6)
28604	220-240V	12'/13'/15' (3.66m/3.96m/4.57m)	12' (3.66m)	9'10"/13'1½" (3.00m/4.00m)	530 (2,006)	450 (1,703)	4 ea	31.1 (14.1)
28604GS	12V	12'/13'/15' (3.66m/3.96m/4.57m)	12' (3.66m)	9'10"/13'1½" (3.00m/4.00m)	600 (2,271)	500 (1,893)	4 ea	40.2 (18.3)
28637EG	110-120V (W/GFCI)	15' (4.57m)	14'/15' (4.27m/4.57m)	16' x 8' (4.88m x 2.44m)	1,000 (3,785)	750 (2,839)	4 ea	34.1 (15.5)
28638	220-240V	15' (4.57m)	14'/15' (4.27m/4.57m)	16' x 8' (4.88m x 2.44m)	1,000 (3,785)	710 (2,687)	4 ea	36.0 (16.4)
28638GS	12V	15' (4.57m)	14'/15' (4.27m/4.57m)	16' x 8' (4.88m x 2.44m)	900 (3,407)	700 (2,650)	4 ea	50.8 (23.1)



	Voltage	Easy Set® Pool Models	Frame™ Pool Models	Prism Frame™ Oval Pool Models	Pump flow rate gal (L)/hr	System flow rate gal (L)/hr	Case Pack	Case Weight lb (kg)
28635EG	110-120V (W/GFCI)	18' (5.49m)	18'/20' (5.49m/6.10m)	16½'/20' (5.03m/6.10m)	1,500 (5,678)	1,180 (4,466)	1 ea	16.4 (7.5)
28636	220-240V	18' (5.49m)	18'/20' (5.49m/6.10m)	16½'/20' (5.03m/6.10m)	1,500 (5,678)	1,150 (4,353)	1 ea	17.5 (7.9)
28636GS	12V	18' (5.49m)	18'/20' (5.49m/6.10m)	16½'/20' (5.03m/6.10m)	1,500 (5,678)	1,100 (4,164)	1 ea	23.7 (10.8)
28633EG	110-120V (W/GFCI)	-	-	-	2,500 (9,463)	1,900 (7,192)	1 ea	24.2 (11.0)
28634	220-240V	-	-	-	2,500 (9,463)	1,900 (7,192)	1 ea	25.2 (11.5)
28634GS	220-240V (W/RCD)	-	-	-	2,500 (9,463)	1,750 (6,624)	1 ea	27.7 (12.6)

KRYSTAL CLEAR® SAND FILTER PUMPS

Sand Filters are one of the most popular ways to keep pool water clean. Not only is it effective, it saves on cost and time since the sand needs replacement just once every five years – making the sand filter system one of the easiest to maintain. As an alternative, Intex Glass Filter Media (item #29058) may also be used in place of conventional sand.



#26643
#26644



#26645
#26646



#26647
#26648



#26651
#26652



	Voltage	Ultra XTR™ Frame Pool Models	Ultra XTR™ Rectangular Frame Pool Models	Graphite Gray Panel™ Pool Models	Tank Size	hp	Glass Capacity lb (kg)	Sand Capacity lb (kg)	Pump flow rate gal (m³)/hr	System flow rate gal (m³)/hr	Case Pack	Case Weight lb (kg)
26643EG	110-120V (W/GFCI)	16' (4.88m)	18' x 9' (5.49m x 2.74m)	15'8" (4.78m)	10" (254mm)	0.25	18.5 (8.5)	26 (12)	1,200 (4.5)	1,050 (4.0)	1 ea	27.5 (12.5)
26644	220-240V	16' (4.88m)	18' x 9' (5.49m x 2.74m)	15'8" (4.78m)	10" (254mm)	0.25	18.5 (8.5)	26 (12)	1,200 (4.5)	1,050 (4.0)	1 ea	28.7 (13.1)
26644GS	220-240V (W/RCD)	16' (4.88m)	18' x 9' (5.49m x 2.74m)	15'8" (4.78m)	10" (254mm)	0.25	18.5 (8.5)	26 (12)	1,200 (4.5)	970 (3.7)	1 ea	31.1 (14.1)
26645EG	110-120V (W/GFCI)	18' / 20' (5.49m / 6.10m)	24' x 12' (7.32m x 3.66m)	-	12" (305mm)	0.30	35 (16)	50 (23)	2,100 (7.9)	1,600 (6.0)	1 ea	38.5 (17.5)
26646	220-240V	18' / 20' (5.49m / 6.10m)	24' x 12' (7.32m x 3.66m)	-	12" (305mm)	0.30	35 (16)	50 (23)	2,100 (7.9)	1,600 (6.0)	1 ea	39.4 (17.9)
26646GS	220-240V (W/RCD)	18' / 20' (5.49m / 6.10m)	24' x 12' (7.32m x 3.66m)	-	12" (305mm)	0.30	35 (16)	50 (23)	2,100 (7.9)	1,250 (4.7)	1 ea	40.9 (18.6)
26647EG	110-120V (W/GFCI)	24' (7.32m)	32' x 16' (9.75m x 4.88m)	-	14" (360mm)	0.60	55 (25)	77 (35)	2,800 (10.5)	2,150 (8.0)	1 ea	45.8 (20.8)
26648	220-240V	24' (7.32m)	32' x 16' (9.75m x 4.88m)	-	14" (360mm)	0.60	55 (25)	77 (35)	2,800 (10.5)	2,150 (8.0)	1 ea	46.8 (21.3)
26648GS	220-240V (W/RCD)	24' (7.32m)	32' x 16' (9.75m x 4.88m)	-	14" (360mm)	0.60	55 (25)	77 (35)	2,800 (10.5)	1,900 (7.2)	1 ea	48.4 (22.0)
26651EG	110-120V (W/GFCI)	-	-	-	16" (410mm)	0.75	85 (38)	120 (55)	3,000 (11.3)	2,450 (9.2)	1 ea	50.7 (23.1)
26652	220-240V	-	-	-	16" (410mm)	0.75	85 (38)	120 (55)	3,200 (12.0)	2,450 (9.2)	1 ea	52.9 (24.0)
26652GS	220-240V (W/RCD)	-	-	-	16" (410mm)	0.75	85 (38)	120 (55)	3,200 (12.0)	2,200 (8.3)	1 ea	54.8 (24.9)



6-Way Valve



Pressure Gauge



Heavy Duty Tank



Strainer Basket



Built-in Timer



Powerful Motor

Features	Benefits
6-function control	Enables pool owner to filter, backwash, rinse, recirculate, drain & close system
24-hour automatic timer	Automatic daily setting
0.75 horse power pump 0.60 horse power pump 0.30 horse power pump 0.25 horse power pump	Ideal for above ground pools
GFCI unit (110-120V version)	Safety shut-off; meets UL standard
Strainer basket	Easy-cleaning, prolongs life of sand

System flow rate	
26643	1,050 gph (4.0m³/hr)
26644	1,050 gph (4.0m³/hr)
26645	1,600 gph (6.0m³/hr)
26646	1,600 gph (6.0m³/hr)
26647	2,150 gph (8.0m³/hr)
26648	2,150 gph (8.0m³/hr)
26651	2,450 gph (9.2m³/hr)
26652	2,450 gph (9.2m³/hr)

POOL SANITATION SYSTEMS

KRYSTAL CLEAR SALTWATER SYSTEM™

The ECO-friendly Pool Water Sanitizer

The Krystal Clear Saltwater System™ combines a unique two stage technology to sanitize pool water.

First, an undetectable level of natural swimmer-safe chlorine is produced when environmentally friendly natural salt is added to pool water and passes through a titanium electrolytic cell during the filtration process. The result is soft, fresh, clean water without the potential harsh side effects of packaged pool chemicals.

Second, with the E.C.O. (electrocatalytic oxidation) process, water molecules are split into highly powerful oxidants which destroy organic contaminants such as bacteria and algae. The combination of these powerful oxidants with natural chlorine results in the strongest and safest pool water sanitation.

This second process, unique to the Intex Saltwater System, provides consumers with an important benefit. The process of E.C.O. is so effective, the amount of natural chlorine needed and generated by the system is reduced by approximately 60%. Which means that your customers not only get the great benefits of a saltwater system, they enjoy it with much less chlorine than other saltwater systems generate!

KRYSTAL CLEAR SALTWATER SYSTEM™



NEW

MAX POOL SIZE: 4,500 GAL (17,413L) #26663E Krystal Clear Saltwater System™ CG-26663

- Small and sleek design
- Control panel with display and easy access buttons
- Suitable for smaller size pools
- 3 self-clean modes available, 6/10/14-hr cycles
- 110-120V
- Filtration pump flow rate required: 300-1,000 gal/h (1,136-3,785L/h)
- Chlorine output: 4 g/hr
- 24 hr. auto-clock cycle
- Shelf box
- 2 ea, 18.4 lb (8.4 kg)



Easy-to-Use Control Panel

NEW

#26664 Krystal Clear Saltwater System™ CG-26664

- Same as 26663 except 220-240V
- Shelf box
- 2 ea, 18.3 lb (8.3 kg)

NEW

#26664GS Krystal Clear Saltwater System™ CG-26664GS

- Same as 26664 except 12V
- Shelf box
- 2 ea, 22.6 lb (10.3 kg)



KRYSTAL CLEAR SALTWATER SYSTEMS™ WITH E.C.O. (ELECTROCATALYTIC OXIDATION)



#26667 #26668



#26669 #26670

MAX POOL SIZE: 7,000 GAL (26,500L)
#26667EG
Krystal Clear Saltwater System™ CG-26667

- Sleek and compact casing
- Control panel with display and easy access buttons
- Added power button for convenience
- 3 self-clean modes available, 6/10/14-hr cycles
- 110-120V with GFCI
- Filtration pump flow rate required:
700-3,200 gal/h (2,650-12,112L/h)
- Chlorine output: 5 g/hr
- 24 hr. auto-clock cycle
- Shelf box
2 ea, 39.8 lb (18.1 kg)

#26668
Krystal Clear Saltwater System™ CG-26668

- Same as 26667 except 220-240V
- Shelf box
2 ea, 39.1 lb (17.8 kg)

#26668GS
Krystal Clear Saltwater System™ CG-26668GS

- Same as 26668 except 12V
- Shelf box
1 ea, 23.1 lb (10.5 kg)

MAX POOL SIZE: 15,000 GAL (56,800L)
#26669EG
Krystal Clear Saltwater System™ CG-26669

- Sleek and compact casing
- Control panel with display and easy access buttons
- Added power button for convenience
- 3 self-clean modes available, 6/10/14-hr cycles
- 110-120V with GFCI
- Filtration pump flow rate required:
700-3,200 gal/h (2,650-12,112L/h)
- Chlorine output: 12 g/hr
- 24 hr. auto-clock cycle
- Shelf box
2 ea, 46.0 lb (20.9 kg)

#26670
Krystal Clear Saltwater System™ CG-26670

- Same as 26669 except 220-240V
- Shelf box
2 ea, 46.3 lb (21.0 kg)

#26670GS
Krystal Clear Saltwater System™ CG-26670GS

- Same as 26670 except 12V
- Shelf box
1 ea, 26.9 lb (12.2 kg)

KRYSTAL CLEAR® OZONE AND SALTWATER SYSTEM

Professionals Know That The Ultimate Pool Sanitation Method Is Ozone.

Only Ozone provides virtually complete, instantaneous, odorless, all-natural sanitation of pool water. Ozone eliminates bacteria over 3,000 times faster than chlorine. And because it has up to 100 times the oxidizing power of chlorine, it cleans pool water without the chemical smell that swimmers often associate with chlorine.

Intex has brought this powerful technology together with the benefits of our saltwater system to provide your customers with the very best in above ground pool sanitation. By combining the incredible sanitizing strength of ozone with the great swimming comfort that saltwater systems provide, your customers can enjoy a truly wonderful pool ownership and great swimming experience for years.

A totally effective, odorless, effortless, all natural solution to maintaining crystal clear, soft, clean pool water... from Intex!

KRYSTAL CLEAR® OZONE AND SALTWATER SYSTEM

MAX POOL SIZE: 15,000 GAL (56,800L)
#26665EG
Krystal Clear Saltwater System™ CG-26665

- Control panel with display and easy access buttons
- Added power button for convenience
- 3 self-clean modes available, 6/10/14-hr cycles
- Redesigned water pipe for added efficiency
- 110-120V with GFCI
- Filtration pump flow rate required:
1,600-4,000 gal/h (6,056-15,140L/h)
- Chlorine output: 11 g/hr
- Ozone output: 150 milligram/hr
- 24 hr. auto-clock cycle
- Shelf box
2 ea, 50.3 lb (22.9 kg)

#26666
Krystal Clear Saltwater System™ CG-26666

- Same as 26665 except 220-240V
- Shelf box
2 ea, 49.3 lb (22.4 kg)



#26665 #26666



COMBINATION FILTRATION & SANITATION SYSTEMS

KRYSTAL CLEAR® POOLWATER SYSTEM

Sand Filters are one of the most desirable methods to keep pool water clear and sparkling. Not only does the all-natural, inexpensive sand do an excellent job of filtering the water, it needs replacement only once every five years, making sand filter the easiest maintenance filtration option on the market. As an alternative, Intex Glass Filter Media (Item #29058) may also be used in place of conventional sand.

Saltwater systems with E.C.O. (electrocatolytic oxidation) are known for their ability to keep pool water clean and safe, while eliminating the harshness of traditional packaged chlorine.

Intex has combined these two excellent systems into one product, providing above ground pool owners with ONE low cost, low maintenance system that will keep pools clean, safe, and comfortable for swimmers. Both systems are controlled automatically with one 24-hour timer to make daily operation carefree!



KRYSTAL CLEAR® SAND FILTER PUMP & SALTWATER SYSTEMS WITH E.C.O. (ELECTROCATALYTIC OXIDATION)



#26675 #26676

HYDRO AERATION TECHNOLOGY™

Ultra XTR™ Rectangular
Frame Pool Models

26675EG

24' x 12' (7.32m x 3.66m)

26676

24' x 12' (7.32m x 3.66m)

MAX POOL SIZE: 8,500 GAL (32,200L)

#26675EG

Krystal Clear® Sand Filter Pump & Saltwater System CG-26675

- 110-120V with GFCI
- 14" (360mm) tank diameter
- 0.3 hp motor
- Pump flow rate 2,100 gph (7.9m³/hr)
- System flow rate 1,600 gph (6.0m³/hr)
- 77 lb (35 kg) sand capacity or 55 lb (25 kg) glass filtration media capacity
- Chlorine output: 7 g/hr
- 2 pieces of 1½" (38mm) hoses
- 2-year warranty
- Shelf box
- 1 ea, 53.4 lb (24.3 kg)

#26676

Krystal Clear® Sand Filter Pump & Saltwater System CG-26676

- Same as 26675 except 220-230V
- Shelf box
- 1 ea, 54.6 lb (24.8 kg)



#26679 #26680

HYDRO AERATION TECHNOLOGY™

Ultra XTR™ Rectangular
Frame Pool Models

26679EG

32' x 16' (9.75m x 4.88m)

26680

32' x 16' (9.75m x 4.88m)

MAX POOL SIZE: 15,000 GAL (56,800L)

#26679EG

Krystal Clear® Sand Filter Pump & Saltwater System CG-26679

- 110-120V with GFCI
- 16" (410mm) tank diameter
- 0.75 hp motor
- Pump flow rate 2,650 gph (10.0m³/hr)
- System flow rate 2,150 gph (8.0m³/hr)
- 120 lb (55 kg) sand capacity or 85 lb (38 kg) glass filtration media capacity
- Chlorine output: 11 g/hr
- 2 pieces of 1½" (38mm) hoses
- 2-year warranty
- Shelf box
- 1 ea, 63.3 lb (28.8 kg)

#26680


Krystal Clear® Sand Filter Pump & Saltwater System CG-26680

- Same as 26679 except 220-230V
- Shelf box
- 1 ea, 64.6 lb (29.4 kg)

POOL ACCESSORIES

GET THE MOST OUT OF YOUR POOL

Happiness is a good time and a clean pool. So whether you're splashing around or just cooling off, this summer Intex has everything you need for a sunny day by the pool. With pool covers, ground cloths, and pool maintenance kits, Intex's full line of pool accessories will help make owning a swimming pool less of a chore and leave more time for fun in the sun. Look to Intex this summer and find out how good owning a pool can be.



SOLAR MAT

#28685 / E

- Eco-Friendly Solar technology that increases the temperature of the pool water by approximately 3° ~ 5°C (5° ~ 9°F) depending on weather condition
- Suitable for AGPs up to 8,000 gal (30,280L)
- Simple hook up, compatible with pump flow rate less than 1,500 gal/h (5,678L/h)
- 1m² (11ft²) surface to absorb the sun's rays
- Easy to drain, easy to store
- Dimensions: 1.20m x 1.20m / 47¼" x 47¼" (flat, before fill)
- Constructed of heavy duty UV stabilized PVC
- Includes: 1¼" (32mm) hose attachment points
1 adaptor A and B for 1½" (38mm) hose connection
0.5m (1¼"/32mm diameter) connecting hose
Bypass valve
- Shelf box
3 ea, 19.0 lb (8.6 kg)



#28685



The Intex Solar Mat is an energy efficient way to capture the sun's rays to heat up your above ground swimming pool. Designed to work with a variety of Intex filter pumps, this heater is perfect for increasing your swimming session with warmer water, using environmentally friendly solar heating technology.

HEATER

#28684

- 220-240V with RCD
- Compatible with round Easy Set® or Metal Frame pools 15' (4.57m) diameter or smaller
- Easy hook-up and operation
- Water level sensor
- Easily connects to new or existing pool filter system
- Shelf box
4 ea, 31.6 lb (14.4 kg)



#28684



POOL DRAIN PUMP

#28605E

POOL DRAIN PUMP

- Pumps up to 950 gallons (3595 liters) of water per hour with 16' (5m) long drain hose
- Power cord length: 25' (7.6m)
- Maximum operating water depth: 4' (1.22m)
- IPX8 waterproof housing
- Includes 1¼" x 16' (32mm x 5m) drain hose
- Adaptor for garden hose attachment
- Shelf box
2 ea, 14.1 lb (6.4 kg)

#28606

POOL DRAIN PUMP

- Same as 28605 except 220-240V
- Power cord length: 33' (10m)
- Shelf box
2ea, 14.8 lb (6.7 kg)



#28605 #28606



CHEMICAL DISPENSERS

#29040NP / EP 5" (12.7cm) FLOATING CHEMICAL DISPENSER

- Holds up to 1" (2.5cm) chlorine or bromine tablets
- Made of durable non-corrosive polypropylene material
- Adjustable control ring to control the release of chemical
- Twist-lock cap
- Suitable for Intex pools up to 12' (3.66m) and PureSpa™
- Tablets not included
24 ea, 5.5 lb (2.5 kg)



#29040

#29041NP / EP 7" (17.8cm) FLOATING CHEMICAL DISPENSER

- Holds up to 3" (7.6cm) chlorine or bromine tablets
- Made of durable non-corrosive polypropylene material
- Adjustable control ring to control the release of chemical
- Twist-lock cap
- Suitable for all Intex pools
- Tablets not included
12 ea, 7.2 lb (3.3 kg)



#29041

2-IN-1 FLOATING CHLORINE DISPENSER WITH THERMOMETER

#29043 / E 2-IN-1 FLOATING CHLORINE DISPENSER WITH THERMOMETER

Pool maintenance has never been easier! Our dual function floating chlorine dispenser with thermometer dispenses 1" chlorine or bromine tablets. The adjustable control ring allows you to regulate the amount of chlorine dispensed in your pool, and with a built-in thermometer, you will always know the water temperature in your pool. An essential pool maintenance accessory that will allow you to spend less time cleaning and more time swimming!

- For use with 1" (2.54cm) chlorine or bromine tablets
- Suitable for use in Intex spas and pools up to 12' / 3.66m diameter
- Built-in thermometer
- Made of durable non-corrosive polypropylene material
- Adjustable control ring for chlorine feed rate
- Tablets not included
12 ea, 5.1 lb (2.3 kg)



#29043



SURFACE SKIMMER

#28000 / E Deluxe Wall Mount Surface Skimmer

- Attaches to filter pump for automatic skimming
- Minimum filtration pump flow rate required: 1,000 gal/h (3,785L/h)
- Easily mounts to Easy Set® or metal frame pool sidewalls with adjustable bracket
- Helps catch leaves and other debris before they sink to the bottom of the pool
- Durable polypropylene plastic is not affected by pool chemicals
- Strainer basket pulls out for easy cleaning
- Shelf box
4 ea, 18.7 lb (8.5 kg)



#28000

POOL THERMOMETER

#29039 / E

- Floats upright
12 ea, 2.2 lb (1.0 kg)



#29039

POOL FOOT BATH

#29080 / E

- Reduces amount of debris & dirt entering your pool
- Easily connects to ladders to rinse off feet before entering pool
- Anti-slip bottom designed for safety
- Perfectly fits all Intex ladders
- Size 22" x 18" x 3.5" (56cm x 46cm x 9cm)
- Water Capacity: 3 gal (11.5L)
12 ea, 16.1 lb (7.3 kg)




#29080

FILTER CARTRIDGES

- Easy to clean dacron filter material
- Shrink wrapped with litho label

Replace Filter Cartridge Every Two Weeks



	Type	For Filter Pump Item#	Case Pack	Case Weight lb (kg)
29007/E	H	28601 / 28602	12 ea	2.7 (1.2)
29000/E	A	28603 / 28604 / 28637 / 28638 / 28635 / 28636	6 ea	2.9 (1.3)
29002/E	A	28603 / 28604 / 28637 / 28638 / 28635 / 28636	6 ea	5.4 (2.5)
29003/E	A	28603 / 28604 / 28637 / 28638 / 28635 / 28636	6 ea	7.2 (3.3)
29005/E	B	28633 / 28634	6 ea	7.4 (3.4)



#29000 / E
Filter Cartridge Pack



#29002 / E
Filter Cartridge Twin Pack



#29003 / E
Filter Cartridge Tri-Pack



Filter cartridge displays serve as an excellent POP to merchandise your cartridges in store!

POOL COVERS

- Rope ties
- Drain holes to prevent water accumulation
- Shelf box

TYPE	ITEM#	FITS	CASE PACK	CASE WEIGHT lb (kg)
Rectangular Pool Cover overhang: 8" (20cm)	28038 / E	118" x 79" (3.00m x 2.00m)	6 ea	29.3 (13.3)
	28037 / E	157½" x 78¾" (4.00m x 2.00m)	6 ea	35.4 (16.1)
	28039 / E	177¼" x 86⅝" (4.50m x 2.20m)	6 ea	47.1 (21.4)
Easy Set® Pool Cover overhang: 12" (30cm)	28020 / E	8' (2.44m)	6 ea	21.8 (9.9)
	28021 / E	10' (3.05m)	6 ea	32.3 (14.7)
	28022 / E	12' (3.66m)	6 ea	44.0 (20.0)
	28026 / E	13' (3.96m)	4 ea	33.8 (15.4)
	28023 / E	15' (4.57m)	4 ea	41.1 (18.7)
Round Pool Cover overhang: 10" (25cm)	28030 / E	10' (3.05m)	6 ea	35.2 (16.0)
	28031 / E	12' (3.66m)	6 ea	46.9 (21.3)
	28032 / E	15' (4.57m)	4 ea	45.3 (20.6)

DELUXE POOL COVERS

- UV-resistant polyethylene material
- Rope ties
- Drain holes to prevent water accumulation
- Shelf box

TYPE	ITEM#	FITS	CASE PACK	CASE WEIGHT lb (kg)
Deluxe Pool Cover overhang: 8" (20cm)	28040 / E	16' (4.88m)	4 ea	33.4 (15.2)
	28041 / E	18' (5.49m)	3 ea	30.2 (13.7)

#28037 #28038 #28039



#28020 #28021 #28022 #28023 #28026



#28030 #28031 #28032




#28040 #28041



FILTER CARTRIDGES

- Easy to clean dacron filter material
- Shrink wrapped with litho label

Replace Filter Cartridge Every Two Weeks



	Type	For Filter Pump Item#	Case Pack	Case Weight lb (kg)
29007/E	H	28601 / 28602	12 ea	2.7 (1.2)
29000/E	A	28603 / 28604 / 28637 / 28638 / 28635 / 28636	6 ea	2.9 (1.3)
29002/E	A	28603 / 28604 / 28637 / 28638 / 28635 / 28636	6 ea	5.4 (2.5)
29003/E	A	28603 / 28604 / 28637 / 28638 / 28635 / 28636	6 ea	7.2 (3.3)
29005/E	B	28633 / 28634	6 ea	7.4 (3.4)



#29000 / E
Filter Cartridge Pack



#29002 / E
Filter Cartridge Twin Pack



#29003 / E
Filter Cartridge Tri-Pack



Filter cartridge displays serve as an excellent POP to merchandise your cartridges in store!

SOLAR POOL COVERS

TYPE	ITEM#	FITS	SIZE	CASE PACK	CASE WEIGHT lb (kg)
Easy Set® thickness: 120 micron (110g/m ²)	29020 / E	8' (2.44m)	81" (2.06m)	3 ea	4.1 (1.9)
Easy Set® & Frame pools thickness: 120 micron (110g/m ²)	29021 / E	10' (3.05m)	114" (2.90m)	3 ea	7.3 (3.3)
	29022 / E	12' (3.66m)	137" (3.48m)	2 ea	6.8 (3.1)
Easy Set® & Frame pools thickness: 160 micron (150g/m ²)	29023 / E	15' (4.57m)	176" (4.48m)	2 ea	14.2 (6.5)
	29024 / E	16' (4.88m)	185" (4.70m)	2 ea	16.0 (7.3)
	29025 / E	18' (5.49m)	212" (5.38m)	1 ea	10.3 (4.7)
Rectangular Frame pools thickness: 160 micron (150g/m ²)	29026 / E	18' x 9' (5.49 x 2.74m)	212" x 100" (5.38 x 2.53m)	1 ea	6.8 (3.1)
	29027 / E	24' x 12' (7.32 x 3.66m)	282" x 136" (7.16 x 3.46m)	1 ea	11.2 (5.1)
	29028 / E	13'1½" x 6'6¾" (4 x 2m)	149" x 73" (3.78 x 1.86m)	2 ea	7.7 (3.5)
	29029 / E	16' x 8' (4.88 x 2.44m)	187" x 92" (4.76 x 2.34m)	1 ea	5.9 (2.7)
	29030 / E	32' x 16' (9.75 x 4.88m)	378" x 183" (9.60 x 4.66m)	1 ea	20.0 (9.1)

#29020 #29021 #29022 #29023 (shown) #29024 #29025



#29026 (shown) #29027 #29028 #29029 #29030



- Helps keep pool water warmer
- Easy to use
- Available in 11 sizes
- Economical
- Carry bag

English/Spanish
and multi-language
international packaging available

POOL GROUND CLOTH

#28048 / E

- Durable material
- Provides added protection for pool bottom

- Fits 8'/10'/12'/15' (2.44/3.05/3.66/4.57m) Easy Set® and frame pools
- 15½' (4.72m) square
- Shelf box 2 ea, 9.0 lb (4.1 kg)

#28048



FLOOR PROTECTOR

#29081 / E

Interlocking Padded Floor Protector

- Provides added protection and cushion around pool & play area
- Made with durable polyethylene material
- Easily stores and transports
- Sold in packs of 8 pieces, 20ft² (1.9m²) of interlocking tiles
- Piece Size: 20" x 20" x ¾" (50cm x 50cm x 1cm)
- 6 ea, 23.9 lb (10.9 kg)

#29081



NEW

#29084 / E

Interlocking Padded Floor Protector

- Meets French and German regulation
- Sold in packs of 8 pieces, 20ft² (1.9m²) of interlocking tiles
- Piece Size: 20" x 20" x ¾" (50cm x 50cm x 0.5cm)
- 12 ea, 18.4 lb (8.4 kg)

#29084



NEW

POOL MAINTENANCE KIT

#28002 / E

- Includes 94" (2.39m) telescoping aluminum pole for use with 16' (4.88m) and below pools
- Interchangeable vacuum and skimmer heads
- Shelf box
4 ea, 14.0 lb (6.4 kg)



#28002



DELUXE POOL MAINTENANCE KIT

#28003 / E

- Includes 110" (2.79m) telescoping aluminum pole for use with 18' (5.49m) diameter pools and above
- Minimum filtration pump flow rate required: 1,000 gal/h (3,785L/h)
- Vacuum sucks debris off the pool floor and through the filter
- Attaches to the outlet connector in the pool with a 24'7" (7.50m) hose
- Durable and deep mesh skimmer net
- Shelf box
3 ea, 24.8 lb (11.3 kg)



#28003



AUTO POOL CLEANER

#28001 / E

- Automatic powerful pool cleaner
- Automatically vacuums the entire pool floor effectively and hassle-free
- Intex pump flow rate required:
1,600-3,500 gal/h
(6,056-13,248L/h)
- Attaches to the inlet connector in the pool with a 21'4" (6.50m) hose
- Not suitable for in-ground pools
- Shelf box
1 ea, 15.0 lb (6.8 kg)



#28001



ZX300 DELUXE AUTOMATIC POOL CLEANER

NEW #28005 / E

- Pressure side cleaner
- Powerful 700 gal/hour water powered suction
- Water powered all-wheel drive for swift cleaning action and superior wall-climbing performance
- Intex pump flow rate required:
1,600-3,500 gal/h (6,056-13,248L/h)
- Rotating dual dirt scrubbers for cleaning even the finest and hard to remove dirt up to the water line
- Fine 6ga (0.15mm) mesh filter for capturing even the finest debris
- 0.48 gal (1.8 liter) large capacity debris canister
- 21'4" (6.50m) non-tangle hose
- Shelf box
1 ea, 16.4 lb (7.5 kg)



#28005



RECHARGEABLE HANDHELD VACUUM

#28620 / E

- Keep pool water clean by vacuuming out dirt and debris
 - Strong built-in Ni-MH rechargeable batteries (50min per charge) for powerful suction capability
 - Suitable for use with all PureSpas and above ground pools up to 18' diameter
 - 94" (2.39m) lightweight telescoping aluminum pole
 - Shaft adapter to fit longer/wider telescoping aluminum poles
 - Two interchangeable brush heads
 - Automatic shut-off feature when vacuum is not submerged in water
 - IPX8 waterproof switch for added protection against water submersion
 - USB cable included for convenient recharging (plug not included)
- 4 ea, 29.0 lb (13.2 kg)



#28620

SOLAR COVER REEL

#28051 / E

There are many great benefits in covering your above ground pool, but the hassles of applying and removing the cover can be daunting. Intex's Solar Cover Reel is conveniently designed to easily attach to the metal frame of your pool, and it is size adjustable, making the covering and uncovering of the pool simple and easy! A locking feature on the handle will prevent the cover from unintentional unrolling. Enjoy the benefits of your solar pool cover with the hassle-free Solar Cover Reel.

- Heavy duty construction with interlocking aluminum shaft
 - Easy to install and use
 - Significantly extends service life of solar cover
 - Non-corrosive plastic hand crank with lock
 - Suitable for rectangular frame pools with width from 9' - 16' (2.74m - 4.88m)
 - Solar cover not included
 - Shelf box
- 2 ea, 34.9 lb (15.9 kg)



#28051




POOL BENCH

#28053 / E

Feel like taking a little break from swimming and water play and just relaxing in your above ground pool? The convenient Intex foldable Pool Bench makes it easy - just unfold the bench, sit and relax for a while without having to leave the pool. Children will love having a surface to rest on within the pool as well.

- Easily attaches to all frame pools, such as Intex Metal Frame, Prism Frame™ and Ultra XTR™ Frame pools
- Simply place over the side of the pool and tighten the included hardware - no tools required
- Folds flush with the sidewall, so it's never in the way
- Wide contoured seating surface and backrest for comfortable use
- Maximum load capacity: 220 lb (100kg)
2 ea, 38.9 lb (17.7 kg)



POOL CANOPY

NEW #28054 / E

Take a break from the sun without having to leave the pool. Constructed of durable UV protected fabric, this canopy shade boasts a simple design that easily attaches to a range of above ground swimming pools. The sturdy construction withstands wind speed up to 16 $\frac{3}{4}$ ft/s (5m/s).

- UPF 50+ and waterproof
- Simple setup - easily attaches with clamps
- Add another canopy to increase the shaded area
- Fits all Prism Frame™ Rectangular, Prism Frame™ Oval and Ultra XTR™ Rectangular pools (except 32' x 16' x 52" / 9.75m x 4.88m x 1.32m) and 10' (3.05m) and 12' (3.66m) diameter round pools
- Shelf box
3 ea, 29.9 lb (13.6 kg)



MULTI-COLOR LED POOL SPRAYER

#28089 / E

Make your pool a beautiful oasis with this multi-color LED pool sprayer. Enjoy the light show as your family swims into the night with the multi-colored beams shining through a water cascade.

- Lights in 4 bright colors: White, Red, Blue, and Green
- Built-in hydroelectric generator powers LED lighting (no batteries or electrical connection required)
- Fits all round and rectangular Prism Frame™ and Ultra Frame™ pools (not suitable for Easy Set®, Oval, and Graphite Gray Panel™ pools)
- Filtration pump flow rate required: 1,000-3,200 gal/h (3,785-12,112L/h)
- Includes one adaptor A to fit all Intex pool fittings: 1¼" (32mm) or 1½" (38mm) hoses 4 ea, 18.2 lb (8.3 kg)




MULTI-COLOR LED WATERFALL CASCADE

#28090 / E

Add a touch of tranquility to your above ground pool with this easy-to-install multi-color LED waterfall. The sheer and gentle cascade of water will enhance your swimming experience, producing refreshing negative ions at the water surface and bringing you serenity and relaxation while you swim.

- Lights in 3 bright colors: Red, Blue, and Green
- Built-in hydroelectric generator powers LED lighting (no batteries or electrical connection required)
- Fits all round and rectangular Metal Frame, Prism Frame™ and Ultra XTR™ Frame pools (not suitable for Easy Set®, and Graphite Gray Panel™ pools)
- Filtration pump flow rate required: 1,000-3,200 gal/h (3,785-12,112L/h)
- Adjustable mounting bracket
- Include bypass valve kit
- Shelf box 1 ea, 9.9 lb (4.5 kg)




POOL LADDERS

- Coated steel frame
- Hi-impact composite steps
- Shelf box
- Not available in Europe



#28064 #28065



#28066




#28067

DELUXE POOL LADDERS WITH REMOVABLE STEPS

These pool ladders come with easily removable steps. When the pool is not in use, they can be quickly detached and removed from the pool area. Replacing them is simple and quick. Simply set the steps in the base, then snap and lock them into place.

Available in three sizes, designed for 36"-42" (91cm-1.07m), 48" (1.22m) and 52" (1.32m) pools.

U.S. Patent No. 9,074,384



#28075



#28076



#28077



	For 36" (91cm) wall height	For 42" (1.07m) wall height	For 48" (1.22m) wall height	For 52" (1.32m) wall height	Removable Steps	Case Pack	Case Weight lb (kg)
28064/E	✓	-	-	-	-	3 ea	52.4 (23.8)
28065/E	-	✓	-	-	-	3 ea	55.9 (25.4)
28066/E	-	-	✓	-	-	3 ea	64.3 (29.2)
28067/E	-	-	-	✓	-	2 ea	50.7 (23.0)
28075/E	✓	✓	-	-	✓	3 ea	73.4 (33.4)
28076/E	-	-	✓	-	✓	2 ea	55.4 (25.2)
28077/E	-	-	-	✓	✓	2 ea	60.0 (27.3)

TELESCOPING POLES

#29054 / E

94" (2.39m) Telescoping Aluminum Pole

- Ideal for attaching accessories to clean pools
- 94" (2.39m) lightweight telescoping aluminum pole
- 1 $\frac{1}{8}$ " (26.2mm) inner diameter
- 24 ea, 30.7 lb (13.9 kg)



#29054



#29055

#29055 / E

110" (2.79m) Telescoping Aluminum Pole

- Ideal for attaching accessories to clean pools
- 110" (2.79m) lightweight telescoping aluminum pole
- 1 $\frac{1}{8}$ " (29.8mm) inner diameter
- 24 ea, 37.9 lb (17.2 kg)

FILTRATION MEDIA

#29058 / E

Glass Filtration Media

Sand Filtration is one of the most commonly used methods of cleaning pools. But Intex's finely crushed Glass Filtration Media offers a better cleaning solution than sand.

- Cleans pool water more effectively
- Lasts 80% longer between replacements
- Requires 50% less backwashing
- Needs 20% less water to backwash
- For use in all Sand Filtration systems
- Particle size: 0.4 - 0.8mm
- 55 lb (25 kg) bag
- 36 ea, 2,076.8 lb (944.0 kg)



#29058

ACCESSORY HOSES

#29059 / E

Accessory Hose 1 $\frac{1}{4}$ " (32mm)

- Suitable for Intex filter pumps and saltwater systems that use 1 $\frac{1}{4}$ " (32mm) hoses
- 59" (1.50m) length hose
- 9 ea, 5.1 lb (2.3 kg)



#29059

#29060 / E

Accessory Hose 1 $\frac{1}{2}$ " (38mm)

- Suitable for Intex filter pumps and saltwater systems that use 1 $\frac{1}{2}$ " (38mm) hoses
- 59" (1.50m) length hose
- 8 ea, 10.6 lb (4.8 kg)



#29060

#29083 / E

Deluxe Vacuum Hose

- 25' (7.60m) length
- Lightweight and flexible
- Removable end-fittings for easy cleaning and assembly
- Measures 1 $\frac{1}{2}$ " (38mm) in diameter
- 6 ea, 22.7 lb (10.3 kg)



#29083

NEW #29061 / E
Adapter B

- Converts INTEX pools with 1.25" (32mm) clamp on fittings to 1.5" (38mm) screw on fittings
- Needed when upgrading from an INTEX 530 gal/h (2,006L/h) or 1,000 gal/h (3,785L/h) Filter Pump to an INTEX 1,500 gal/h (5,678L/h) or larger system
- Includes two adaptors
- 24 ea, 5.9 lb (2.7 kg)

NEW



#29061

BACKYARD LED LIGHTING

Illuminate your backyard party with this LED Ottoman. This stylish, inflatable ottoman is waterproof and will enhance the ambiance of any outdoor settings. Comes with a rechargeable battery that lasts up to 5 hours. You can set the light to either a warm white or a smooth changing multi-color setting. The stunning range of LED light colors include green, blue, purple and red.

#68697 / E
LED OTTOMAN

- 34" x 13" (86cm x 33cm) inflated
- Great for indoor or outdoor use
- IPX8 waterproof
- 5-hour auto shut-off
- Rechargeable 2500mAh battery
- 12 white LED lights, 2.4W
- 1 RGB LED light, 3W
- USB cord for charging (wall charger not included)
- Repair patch
- Shelf box
- 3 ea, 10.3 lb (4.7 kg)



SOLAR POWERED LED FLOATING POOL LIGHT

Illuminate your summer evenings with our Solar Powered Floating LED Pool Light. Whether you simply wish to illuminate your pool with static white light or create a special atmosphere with smoothly changing colors, this floating pool light is the perfect solution. The light turns on automatically in the dark and turns itself off once exposed to light. This versatile floating light provides a fun pool environment for all occasions.

#28695 / E
Solar Powered LED Floating Light

- 2 lighting modes: static white light or smooth color change mode
- AUTO ON/ OFF MODE:
 - Auto on at night / auto off at sunrise
 - 2-hour auto shut-off (static mode)
 - 5-hour auto shut-off (smooth color change mode)
- Shelf box 8 ea, 8.4 lb (3.8 kg)



MAGNETIC LED POOL-WALL LIGHTS

Lighting up an above ground pool has always been difficult. Unlike in-ground pool owners, who could flip a switch to light up their pools, above ground pool owners had to either cut a hole in their sidewall, risking leaks and damage to their pool or use a floating light.

The Intex LED light uses magnetic technology to create a light system that safely generates low voltage current THROUGH the pool's sidewall to a powerful LED light inside and outside the pool. The advanced, energy efficient LED light delivers more brightness to your pool than a conventional 50-watt halogen pool light. So now, above ground pool owners can light their pools up just like in-ground pool owners, but without the expense and damage of cutting a hole in their pool.

The LED Pool-Wall light is the ultimate in flexibility and can be attached to any sidewall in any location – and be easily moved to different parts of the pool for different lighting effects. If the inner light unit becomes separated from the outer power source, it will automatically float to the surface for easy retrieval.

Beauty, convenience, innovation, performance, and value – all part of the Intex LED Pool-Wall light!



English/Spanish and multi-language international packaging available

#28697
#28698

#28697E


- 110-120V
- LED light
- Magnetic wall mounting system
- Easily illuminates up to 24' (7.32m) pools
- Shelf box
- 4 ea, 12.8 lb (5.8 kg)

#28698

- 220-240V
- LED light
- Magnetic wall mounting system
- Easily illuminates up to 24' (7.32m) pools
- Shelf box
- 4 ea, 14.2 lb (6.5 kg)



- Lights both inside and outside of the pool
- Smooth changing multi-color
- Switches for mode selection



The outside unit transmits power safely and wirelessly to inside the underwater LED where the magnetic technology holds the two parts together.



Features	Benefits
LED light	Extra bright, long-lasting illumination
Magnetic hook-up	<ul style="list-style-type: none"> • Safely transfers power directly through pool sidewall so light level will never fade • No batteries to recharge • Light is flexible and can be easily moved around pool sidewall
Built-in floatation	If light becomes separated from magnet, it will automatically float to surface for easy retrieval
Below 12V	Low electricity level; safe to use around pool and water

COMMITMENT TO EXCELLENCE

In today's rapidly evolving and highly competitive environment, this translates into a total commitment to product quality, including conformity to all relevant safety & quality regulations and standards. Examples include:

- EN 16927, Safety and test methods for mini pools (European standard)
- EN 16582, Safety and test methods for domestic swimming pools other than mini pools (European standard)
- Regulation (EC) No.1907/2006 "Registration, Evaluation, Authorisation and Restriction of Chemicals (REACH)"
- EN 71 "Safety of toys" (European standard)
- EN 13138 "Buoyant aids for swimming instruction" (European standard)
- EN ISO 25649 "Floating leisure articles for use on and in the water" (European/ International standard for air mats, lounges and other similar items)
- EN 60335-2-41 "Safety of household and similar electrical appliances, particular requirements for pumps" (European standard for water pumps)
- EN 60335-2-60 "Safety of household and similar electrical appliances, particular requirements for whirlpool baths and whirlpool spas" (European standard for portable SPA)
- ISO 6185-1 "Inflatable boats" (International standard for Sports Boats)
- NMMA-ABYC (USA standard for hi-end sports boats)
- ASTM F963 "Standard Consumer Safety Specification for Toy Safety" (USA toy standard)

- ANSI/APSP-4 "AGP standard" (USA standard for above ground pools)
- CPSIA "Consumer Product Safety Improvement Act" (USA regulation of consumer and children's products)
- ASTM F2666 "Small pools standard" (USA standard for pools under 36" water depth)
- UL1450 "Electric inflators" (USA standard for electric inflators)
- UL1081 "Swimming pool pumps, filters and chlorinators" (USA standard)
- UL1563 "Electric spas" (USA standard for Spa)

Intex's commitment to excellence extends to helping our environment and supporting the ecosystem. It begins with product design. Intex's filter pumps operate on much lower amps than most filter pumps in the market, reducing electricity consumption. Our saltwater systems clean pools using only natural salt, eliminating the ongoing need for environmentally unfriendly packaged chlorine.

Intex also operates one of the most comprehensive recycling program in the industry. We are one of the earliest companies in China to successfully obtain a license to ship consumer's returns in the original package back to China to be recycled. Our manufacturing waste repurposing program prevents used materials and scraps from going to landfills and instead they are re-used in the manufacturing process where up to 10% of annually produced PVC is recycled.

Intex designs all of our own packaging for our products. We constantly challenge our methods of packaging to improve efficiency and reduce waste. More compact packaging techniques save cardboard while cutting down on space utilization, saving freight and fuel consumption. As a manufacturer, Intex knows it has a responsibility to manage the amount of waste produced. As an employer of over ten thousand people, we also encourage our own employees to recycle, reduce waste, and be conscious of the environment. Starting from recycling corners for all our worldwide office facilities, our factory has worked with the local government as well as through sponsorships with key partners to strengthen our efforts to be more eco-friendly. Intex has worked to provide incentives and seminars to employees as well as setting targets to reduce energy consumption. In addition, Intex has made significant investment in technology to achieve these goals. For example, we have implemented a frequency converter system which converts diesel to natural gas, installed solar water heaters and set up a recycled sewage system, and invested in equipment that reduces gas emissions.

From product design, to more efficient processes that save energy and reduce waste, to a world class recycling program, to more energy efficient offices, the people at Intex are striving to provide the best value products anywhere while constantly keeping our global ecosystem in mind.





INTEX®

GLOBAL CUSTOMER SERVICE



Intex Customer Service Center



Phone operators are ready to answer customer questions quickly and accurately



Extensive training ensures that Customer Service Centers are staffed with knowledgeable members

In addition to the products featured in this catalog, Intex also offers replacement & repair parts for many items. Please contact our Intex representatives or the following Customer Service locations for additional information.

ALGERIA SARL NEW TOYS IMPORT & EXPORT Tel: +213 36 449042 groupe_beldjarou@yahoo.fr	COSTA RICA CENTURY USA, LLC Tel: +1 (561) 530-7781 sales@centuryusa.com	FRANCE UNITEX / INTEX SERVICE FRANCE S.A.S Conseil avant achat : 0890 71 20 39 (0,25/min) Service Après-Vente : 03 85 75 53 98 (coût appel local) www.intex.fr	NETHERLAND INTEX TRADING B.V. Tel: 31-(0)165-593939 service@intexcorp.nl www.intexcorp.nl	PORTUGAL MEDIA CELL SOLUTIONS S.L. (MCS) Tel: 211-104-361 sacpt@intexcorp.es www.intexserviceiberia.com	U.A.E., SAUDI ARABIA, KUWAIT, OMAN FIRST GROUP INTERNATIONAL Tel: 00971-4-800INTEX(46839) / 00971-4-4421888 joseph@firstgroupintl.com anne@firstgroupintl.com www.firstgroupintl.com
ARGENTINA JARSE INDUSTRIAL Y COMERCIAL S.A. Tel: (5411)4308-2606 info@intexargentina.com.ar postventa@intexargentina.com.ar www.intexargentina.com.ar	CYPRUS A.HADJIKYRIACOS SPORTING CO., LTD. Tel: 00357-26961237 hadjico@spidernet.com.cy info@bloomcy.com www.bloomcy.com	GERMANY STEINBACH VERTRIEBSGMBH intexservice@steinbach.at helpdesk.steinbach.at	NEW ZEALAND HAKA NEW ZEALAND LIMITED Tel: 649-4159213 / 0800 634434 johnny@hakanz.co.nz www.hakannewzealand.com	RUSSIA LLC INTEXSERVICERUS Tel: +7 985 443 38 12 intexservicegood@gmail.com www.intexservice.ru	UK JOHN ADAMS LEISURE LTD Tel: 0333 400 4548 intex@johnadams.co.uk www.intexwetset.co.uk
AUSTRALIA IDEAL SOURCES PTY LTD Tel: 1800-359-947 enquiries@idealsources.com.au www.idealsources.com.au	CZECH REPUBLIC INTEX TRADING S.R.O. Tel: +420-267-313-188 servis@intexcorp.cz	GUATEMALA CENTURY USA, LLC Tel: +1 (561) 530-7781 sales@centuryusa.com	NICARAGUA SUPRO MUNDIAL S.A. / PRODUCTOS SUPERIORES S.A. Tel: 507-300-3800 suproadmin@supropanama.com www.supropanama.com	SAUDI ARABIA SAUDI ARABIAN MARKETING & AGENCIES & CONTRACTING COMPANY LTD-(SAMACO TOY) Tel: 966-2-693 8496 / 800-7575-750 Intex@samaco.com.sa www.samaco.com.sa	UNITED STATES INTEX RECREATION CORP. Tel: 1-800-234-6839 www.intexcorp.com (U.S./CANADA ONLY)
AUSTRIA STEINBACH VERTRIEBSGMBH intexservice@steinbach.at helpdesk.steinbach.at	DENMARK AMO TOYS Tel: 45-50805002 danmark@intexservicenordic.com www.intexservicenordic.com	HONDURAS SUPRO MUNDIAL S.A. / PRODUCTOS SUPERIORES S.A. Tel: 507-300-3800 suproadmin@supropanama.com www.supropanama.com	NORWAY AMO TOYS Tel: 47-33459496 norge@intexservicenordic.com www.intexservicenordic.com	SOUTH AFRICA PRIMA TOY AND LEISURE Intex Helpline: 0861555224 info@intexsa.co.za www.intexsa.co.za	URUGUAY NEDACORP S.A. Tel: 598-22010448 / 598-98224590 postventa@intex.uy www.intex.com.uy
BELGIUM / LUXEMBURG NV SIMBA TOYS BENELUX SA Tel: 070-24-67-68 (0,15/min) www.intexsupport.be	DOMINICAN REPUBLIC CENTURY USA, LLC Tel: +1 (561) 530-7781 sales@centuryusa.com	HUNGARY RECONTRA LTD./RICKI LTD. Tel: +36 30 228 7761 service@recontra.hu www.intexcorp.hu	PAKISTAN TOY CENTRE Tel: +92 42 37656133 / +92 42 7631933 toycentreht@hotmail.com	SOUTH KOREA HIGHEL INC. Tel: 82-31-977-1029	VENEZUELA CENTURY USA, LLC Tel: +1 (561) 530-7781 sales@centuryusa.com
BRASIL KONESUL BRASIL DISTRIBUIDORA LTDA – ME Tel: +55 31 3110-8866 suporte@intexbrasil.com www.intexbrasil.com	EASTERN EUROPE INTEX TRADING S.R.O. Tel: +420-267-313-188 servis@intexcorp.cz	ISRAEL ALFIT TOYS LTD Tel: +972-072-2564681 WT-052-3988515 sabinaz@chagim.co.il www.intex.co.il	PANAMA SUPRO MUNDIAL S.A. / PRODUCTOS SUPERIORES S.A. Tel: 507-300-3800 suproadmin@supropanama.com www.supropanama.com	SINGAPORE UNIVON (PRIVATE) LIMITED Tel: 65-96196212 / 65693133 ng.cg@univon.com.sg	
CANADA INTEX RECREATION CORP. Tel: 1-800-234-6839 www.intexcorp.com	ECUADOR SUPRO MUNDIAL S.A. / PRODUCTOS SUPERIORES S.A. Tel: 507-300-3800 suproadmin@supropanama.com www.supropanama.com	ITALY UNITEX ITALIA S.R.L. Tel: (39) 039 2297000 servizioclienti@intexcorp.it www.intexitalia.com	PARAGUAY SUPRO MUNDIAL S.A. / PRODUCTOS SUPERIORES S.A. Tel: 507-300-3800 suproadmin@supropanama.com www.supropanama.com	SPAIN MEDIA CELL SOLUTIONS S.L. (MCS) Tel: 902-767-010 sac@intexcorp.es www.intexserviceiberia.com	
CHILE SILFA S.A. Tel: 56-2-24971467 / 56-2-23399000 tiempolibre.st@silfa.cl www.intex-chile.cl	EGYPT M.R. IMPORT & EXPORT Tel: 202-2414-8550 / 01222303557 ramyelhousamy@gmail.com www.mrimportandexport.com	JAPAN NOZOMI TRADING CO., LTD Tel: 0797-72-2561 m.makino@nozomitradings.co.jp	PERU CONSORCIO MEGAFOX SAC Tel: 51- 9-46460345 info@intexstoreperu.com www.intexstoreperu.com.pe	SWEDEN AMO TOYS Tel: 46-701474772 sverige@intexservicenordic.com www.intexservicenordic.com	
CHINA INTEX INDUSTRIES (XIAMEN) CO., LTD Tel: (086)400-8800655 xmchinasales@intexcorp.com.cn	EL SALVADOR SUPRO MUNDIAL S.A. / PRODUCTOS SUPERIORES S.A. Tel: 507-300-3800 suproadmin@supropanama.com www.supropanama.com	LEBANON TOY MARKET TRADING S.A.L. Tel: 961-1-500499 (EXT 122) info@toymarkettrading.com www.toymarkettrading.com	PHILIPPINE BAN KEE TRADING, INC. / FUNTIME SERVICE CENTER Tel: 632-7403432 rolando.lucelo@bankee.com.ph	SWITZERLAND GWM AGENCY AG Tel: 0900 455 456 gwm@gwm.ch Service- + Ersatzteil-Bestellungen: www.intexfaq.ch www.intex-schweiz.ch	
COLOMBIA CENTURY USA, LLC Tel: 18000410200 servicentury@centuryglobal.com.co	FINLAND AMO OY Tel: 020-163 0530 kuluttajapalvelu@amo.fi www.intexservicenordic.com	MEXICO KAY INTERNACIONAL S.A. DE C.V. Tel: 800-347-4020 (COLLECT CALL) / (55) 9172-8035 almacen.intex2@kayinternacional.com ecom@kayinternacional.com www.intex.tienda	POLAND KATHAY HASTER Tel: +48-61-8498-334 servis@kathay.com.pl www.intexdevelopment.pl	THAILAND LUCKY WAY CO.,LTD Tel: 0066-2-8481166 luckywayth@gmail.com	

PRODUCT LOCATOR TABLE

ITEM #	DESCRIPTION	PAGE	ITEM #	DESCRIPTION	PAGE	ITEM #	DESCRIPTION	PAGE	ITEM #	DESCRIPTION	PAGE
26100	6' X 20" CRAB EASY SET®	13	26712	12' X 30" PRISM	19	28067	52" POOL LADDER	55	28634	2500 FILTER PUMP	37
26165	15' X 42" EASY SET®	15	26715	12' X 39" PRISM	19	28075	36" & 42" POOL LADDER	55	28635	1500 FILTER PUMP	37
26166	15' X 42" EASY SET®	15	26716	12' X 39" PRISM	19	28076	48" POOL LADDER	55	28636	1500 FILTER PUMP	37
26167	15' X 48" EASY SET®	15	26719	14' X 42" PRISM	19	28077	52" POOL LADDER	55	28637	1000 FILTER PUMP	37
26168	15' X 48" EASY SET®	15	26720	14' X 42" PRISM	19	28089	LED POOL SPRAYER	54	28638	1000 FILTER PUMP	37
26175	18' X 48" EASY SET®	15	26723	15' X 42" PRISM	19	28090	WATERFALL	54	28684	POOL HEATER	45
26325	16' X 48" ULTRA	31	26724	15' X 42" PRISM	19	28101	6' X 20" EASY SET®	12	28685	SOLAR MAT	44
26326	16' X 48" ULTRA	31	26725	15' X 48" PRISM	21	28106	8' X 24" EASY SET®	14	28695	SOLAR FLOATING LIGHT	58
26329	18' X 52" ULTRA	31	26726	15' X 48" PRISM	21	28107	8' X 24" EASY SET®	14	28697	POOL-WALL LIGHT	59
26330	18' X 52" ULTRA	31	26731	18' X 48" PRISM	21	28108	8' X 24" EASY SET®	14	28698	POOL-WALL LIGHT	59
26333	20' X 48" ULTRA	31	26732	18' X 48" PRISM	21	28116	10' X 24" EASY SET®	14	29000	FILTER CARTRIDGE A	47
26334	20' X 48" ULTRA	31	26741	15' X 48" GREYWOOD	27	28117	10' X 24" EASY SET®	14	29002	FILTER CARTRIDGE A	47
26339	24' X 52" ULTRA	31	26742	15' X 48" GREYWOOD	27	28118	10' X 24" EASY SET®	14	29003	FILTER CARTRIDGE A	47
26340	24' X 52" ULTRA	31	26743	18' X 48" GREYWOOD	27	28120	10' X 30" EASY SET®	14	29005	FILTER CARTRIDGE B	47
26355	18' X 9' X 52" ULTRA	33	26744	18' X 48" GREYWOOD	27	28121	10' X 30" EASY SET®	14	29007	FILTER CARTRIDGE H	47
26356	18' X 9' X 52" ULTRA	33	26755	20' X 52" PRISM	21	28122	10' X 30" EASY SET®	14	29020	8' SOLAR COVER	49
26363	24' X 12' X 52" ULTRA	33	26756	20' X 52" PRISM	21	28130	12' X 30" EASY SET®	14	29021	10' SOLAR COVER	49
26364	24' X 12' X 52" ULTRA	33	26784	3M X 1.75M X 0.8M PRISM	23	28131	12' X 30" EASY SET®	14	29022	12' SOLAR COVER	49
26367	24' X 12' X 52" ULTRA	33	26788	4M X 2M X 1M PRISM	23	28132	12' X 30" EASY SET®	14	29023	15' SOLAR COVER	49
26368	24' X 12' X 52" ULTRA	33	26790	4M X 2M X 1.22M PRISM	23	28141	13' X 33" EASY SET®	15	29024	16' SOLAR COVER	49
26373	32' X 16' X 52" ULTRA	33	26791	16' X 8' X 42" PRISM	23	28142	13' X 33" EASY SET®	15	29025	18' SOLAR COVER	49
26374	32' X 16' X 52" ULTRA	33	26792	16' X 8' X 42" PRISM	23	28143	13' X 33" EASY SET®	15	29026	9' X 18' SOLAR COVER	49
26377	32' X 16' X 52" ULTRA	33	26795	16½' X 9' X 42" PRISM	25	28157	15' X 33" EASY SET®	15	29027	12' X 24' SOLAR COVER	49
26378	32' X 16' X 52" ULTRA	33	26796	16½' X 9' X 42" PRISM	25	28158	15' X 33" EASY SET®	15	29028	4M X 2M SOLAR COVER	49
26383	15'8" X 49" GRAPHITE	29	26797	20' X 10' X 48" PRISM	25	28200	10' X 30" METAL	17	29029	8' X 16' SOLAR COVER	49
26384	15'8" X 49" GRAPHITE	29	26798	20' X 10' X 48" PRISM	25	28201	10' X 30" METAL	17	29030	16' X 32' SOLAR COVER	49
26643	1200 SAND FILTER	38	28000	SURFACE SKIMMER	46	28202	10' X 30" METAL	17	29039	POOL THERMOMETER	46
26644	1200 SAND FILTER	38	28001	AUTO POOL CLEANER	51	28205	8' X 20" METAL	17	29040	CHLORINE DISPENSER	46
26645	2100 SAND FILTER	38	28002	MAINTENANCE KIT	50	28206	10' X 30" BEACHSIDE METAL	16	29041	CHLORINE DISPENSER	46
26646	2100 SAND FILTER	38	28003	MAINTENANCE KIT	50	28207	10' X 30" BEACHSIDE METAL	16	29043	DISPENSER & THERMOMETER	46
26647	2800 SAND FILTER	38	28005	AUTO POOL CLEANER	51	28208	10' X 30" BEACHSIDE METAL	16	29050	LEAF SKIMMER	56
26648	2800 SAND FILTER	38	28020	8' X 12" POOL COVER	48	28210	12' X 30" METAL	17	29051	LEAF RAKE	56
26651	3000 SAND FILTER	38	28021	10' X 12" POOL COVER	48	28211	12' X 30" METAL	17	29052	10" WALL BRUSH	56
26652	3200 SAND FILTER	38	28022	12' X 12" POOL COVER	48	28212	12' X 30" METAL	17	29053	16" WALL BRUSH	56
26663	SALTWATER SYSTEM	40	28023	15' X 12" POOL COVER	48	28241	15' X 48" METAL	17	29054	POLE (94")	57
26664	SALTWATER SYSTEM	40	28026	13' X 12" POOL COVER	48	28242	15' X 48" METAL	17	29055	POLE (110")	57
26665	SALTWATER & OZONE	41	28030	10' X 10" POOL COVER	48	28253	18' X 48" METAL	17	29056	CLEANING KIT	56
26666	SALTWATER & OZONE	41	28031	12' X 10" POOL COVER	48	28270	SMALL RECTANGULAR	11	29057	CLEANING KIT	56
26667	SALTWATER SYSTEM	41	28032	15' X 10" POOL COVER	48	28271	SMALL RECTANGULAR	11	29058	GLASS FILTRATION MEDIA	57
26668	SALTWATER SYSTEM	41	28037	4M X 2M POOL COVER	48	28272	SMALL RECTANGULAR	11	29059	(1¼") HOSE	57
26669	SALTWATER SYSTEM	41	28038	3M X 2M POOL COVER	48	28273	SMALL RECTANGULAR	11	29060	(1½") HOSE	57
26670	SALTWATER SYSTEM	41	28039	4.5M X 2.2M POOL COVER	48	28274	SMALL RECTANGULAR	11	29061	ADAPTER B	57
26675	SALTWATER SYSTEM COMBO	43	28040	16' POOL COVER	48	28279	SMALL RECTANGULAR	11	29080	FOOT BATH	46
26676	SALTWATER SYSTEM COMBO	43	28041	18' POOL COVER	48	28601	330 FILTER PUMP	37	29081	FLOOR PROTECTOR	49
26679	SALTWATER SYSTEM COMBO	43	28048	15.5' GROUND CLOTH	49	28602	330 FILTER PUMP	37	29083	VACUUM HOSE	57
26680	SALTWATER SYSTEM COMBO	43	28051	SOLAR COVER REEL	52	28603	530 FILTER PUMP	37	29084	FLOOR PROTECTOR	49
26700	10' X 30" PRISM	19	28053	POOL BENCH	53	28604	530 FILTER PUMP	37	57173	MINI FRAME™ POOL	10
26701	10' X 30" PRISM	19	28054	POOL CANOPY	53	28605	POOL DRAIN PUMP	45	68697	LED OTTOMAN	58
26702	10' X 30" PRISM	19	28064	36" POOL LADDER	55	28606	POOL DRAIN PUMP	45			
26710	12' X 30" PRISM	19	28065	42" POOL LADDER	55	28620	HANDHELD VACUUM	52			
26711	12' X 30" PRISM	19	28066	48" POOL LADDER	55	28633	2500 FILTER PUMP	37			

AGE GRADING



An icon indicates an item has an age recommendation

TRADEMARKS

®™ Trademarks used in some countries of the world under license from Intex Marketing Ltd. to Intex Development Co., Ltd. and Intex Recreation Corp.

ALL ELECTRICAL ACCESSORIES:

- Conforms to UL/CSA standards (110-120V models)
- CE approved (220-240V models)
- TUV-GS approved (GS designation models)

As a part of our program of product development and improvement, the detail specifications of the products shown in this catalog may be changed. For current specifications on any product, please contact your supplier of Intex products.

Intex introduces three additional designations in our catalog that highlight additional safety features that are included on a number of our pools. These designations are:



Pools with these letters after the 5-digit item code incorporate a GFCI (ground fault circuit interrupter) built into the filter pump. The GFCI unit is an added safety feature and is designed to instantly shut the pump off if electrical current comes into contact with water. GFCI units are included in all 110-120V filter pumps and saltwater systems.



Pools with these letters after the 5-digit item code feature ANSI/APSP-16 certified dual suction outlets in accordance with the latest ANSI/APSP-7 standard for Suction Entrapment Avoidance and the U.S. Pool and Spa Safety Act, and provide improved water circulation. These pools also feature pumps with an integral GFCI.



Pools with the GN designation after the 5-digit item code either incorporate an RCD built into the 220-240V filter pump, or contain filter pumps that operate with a 12V step-down transformer, which reduces the voltage dramatically while retaining the same performance level as the 220-240V version. Both are designed to meet special national requirements in some EU markets.

AGP

ABOVE GROUND POOLS 2021

INTERNATIONAL

Intex Development Co., Ltd.
9th Floor, Everbright Centre,
108 Gloucester Road, Wanchai,
Hong Kong
Tel: (852) 2827-0000
Fax: (852) 2311-8200
E-mail: info@intexdevelopment.com
Web: www.intexdevelopment.com

Intex Trading s.r.o.
Benešovská 23
101 00 Praha 10
Czech Republic
Tel: (420) 267 312 645
Fax: (420) 267 312 552
E-mail: info@intexcorp.cz
Web: www.intexdevelopment.com

USA

Intex Recreation Corp.
P.O. Box 1440,
Long Beach, CA 90801-1440, USA
Tel: (310) 549-5400
Fax: (310) 513-6905
Web: www.intexcorp.com

Unitex Service (France) S.A.S.
Z.A. de Milieu Bois du Ban - N°4
71480 LE MIROIR, France
Tel: (33) 385 75 64 64
Fax: (33) 385 75 64 65
E-mail: info@intexcorp.com.fr
Web: www.intex.fr

EUROPE

Intex Trading B.V.
Venneveld 9,
4705 RR Roosendaal,
The Netherlands
Tel: (31) 165-593920
Fax: (31) 165-593969
E-mail: info@intexcorp.nl
Web: www.intexcorp.nl

Unitex Italia S.R.L.
Via Tintorri 15/6 H
20863 Concorezzo (MB), Italy
Tel: (39) 039 2296998
E-mail: commerdale@intexcorp.it
Web: www.intexitalia.com

©2020 Intex Marketing Ltd. - Intex Development Co., Ltd. - Intex Recreation Corp.
All rights reserved. • Printed in China
®™ Trademarks used in some countries of the world under license from
Intex Marketing Ltd. to Intex Development Co., Ltd., G.P.O. Box 28829, Hong Kong,
and Intex Recreation Corp., P.O. Box 1440, Long Beach, CA 90801.

INTEX